



Electrical Accessories

Wiring Devices & Accessories

Contact Us

Sales Enquiries

UK sales:

Tel: +44 (0) 1952 238 100

Fax: +44 (0) 1952 238 180

Email: sales@bgelectrical.co.uk

Luceco plc

Luceco Distribution Centre

Stafford Park 1

Telford, Shropshire, England,

TF3 3BD

Technical Support

Tel: 03300 249 279

Email: technical.support@bgelectrical.co.uk

Lines open Monday to Friday 8:30am to 5pm, with answer-phone service outside these hours.

Head Office

Email: info@luceco.com

Luceco plc

Caparo House,

103 Baker Street, London,

United Kingdom, W1U 6LN

Website

For further information and other literature items

www.bgelectrical.uk

To find out more about Luceco plc

www.luceco.com

Contents

 <p>Moulded 14 - 41</p>	 <p>Nexus Grid 42 - 49</p>	 <p>Euro Module 50 - 57</p>	 <p>Flatplate 58 - 73</p>
 <p>Nexus Metal 74 - 85</p>	 <p>Brass Georgian 86 - 93</p>	 <p>Weatherproof Accessories 94 - 105</p>	 <p>Metal Clad 106 - 113</p>
 <p>Junction Boxes & Contractor Range 114 - 127</p>	 <p>Ceiling & Lighting 128 - 139</p>	 <p>Circuit Protection 140 - 159</p>	 <p>Cable Management 160 - 165</p>
 <p>Luceco Lighting 166 - 171</p>	 <p>Masterplug Portable Power 172 - 179</p>	 <p>Home Entertainment 180 - 185</p>	 <p>Marketing 186 - 187</p>

About BG



BG Electrical is an integral part of the Luceco plc group. Other brands include Luceco, Masterplug and Ross, together they provide a 'One Stop Shop' offer for accessories. With over 75 years of experience in the manufacture and distribution of electrical accessories BG has gained an enviable reputation.

- **Comprehensive Product Range**
Continuous product development to meet market & customer needs.
- **Style & Function**
Our products combine modern styling with easy to install features such as in-line colour coded terminals, and backed out captive screws.
- **Quality & Reliability**
All products manufactured to the latest British Standards, and the company is ISO9001:2008, BSI approved.
- **30 Year Product Guarantee**
Nexus white moulded range of accessories is guaranteed for 30 years against faulty workmanship and materials.
- **Central Distribution Warehouse Facility**
120,000 sq feet warehouse, with next-day delivery service.
- **High Levels of Customer Service, Care & Support**
Our friendly and professional sales and technical teams are there to support customers requirements. Together with EDI trading technology, and advanced supply chain management, we strive to ensure high levels of service.

BG - First Choice for Quality, Value and Service.

Ethical Policy



Luceco plc has an overriding obligation to the welfare of workers within its own manufacturing facility and supply chain.

Luceco plc uses the Ethical Trading Initiative (ETI) Base Code as its standard for its own manufacturing operation and all primary suppliers across all our businesses.

The code states:

- Employment is freely chosen
- Freedom of association and the right to collective bargaining are respected
- Working conditions are safe and hygienic
- Child labour shall not be used
- Living wages are paid
- Working hours are not excessive
- No discrimination is practised
- Regular employment is provided
- No harsh or inhumane treatment is allowed



Luceco plc is registered with Sedex (Supplier Ethical Data Exchange).

Sedex is a not for profit membership organisation dedicated to driving improvements in responsible and ethical business practices in global supply chains

Quality & Reliability



With over 75 years of experience in the manufacture and distribution of electrical accessories, BG has gained an enviable reputation for quality and reliability.

The number one goal of our continuous product development and improvement programs is to meet market and customer needs, both of the end user and installer. Our innovative products are designed with customer feedback and 'quality designed in'.

Our production facility boasts over 40 research & development, product packaging and tooling engineers, ensuring time to market development is minimised.

BG is proud to offer a 30 year guarantee on its white moulded range of wiring accessories.

All products are manufactured to the latest British Standards, and all the company's sites (both UK distribution and manufacturing) operate a BSI approved **ISO 9001:2008** accredited quality management system.

Our range of wiring accessories have been tested and approved by ASTA and proudly wear the diamond mark - a sign of quality.

To ensure production quality and performance reliability all products are full type tested regularly in our on-site laboratory housing the latest test equipment. All products are subject to pre-shipment quality control inspections.



APPROVED

Guarantees



Confident in our workmanship and materials, BG offer a substantial guarantee on all products.



Nexus round edge white moulded range is guaranteed against faulty materials and workmanship for a period of 30 years from date of delivery.



BG Electrical products are guaranteed against faulty materials and workmanship for a period of 25 years from date of delivery.



BG Circuit Protection range products are guaranteed against faulty materials and workmanship for a period of 10 years from date of delivery.

Please see individual ranges for their product guarantee.

These guarantees are subject to BG Electrical's conditions of sale and in particular to the following conditions being met:

1. Notification of any defect is given to BG Electrical as soon as reasonably practicable after becoming apparent, and the products then returned to BG Electrical.
2. The products have only been operated under normal operating conditions and have only been subject to normal use.
3. No work (other than normal and proper maintenance) has been carried out to the products without BG Electrical's prior written consent.
4. The products have been assembled or incorporated into other goods by a qualified and recognised electrician and only in accordance with any instructions issued by BG Electrical.
5. The defect has not arisen from an item manufactured or supplied by a person other than BG Electrical.
6. Products will be repaired or (at BG Electrical's discretion) replacements will be supplied or (at BG Electrical's discretion) a credit note will be issued.

This guarantee does not affect any consumer statutory rights.

Project Support



To support the aesthetic creations of interior designers and different commercial and domestic purposes, BG offers a range of product options and helpful resources to match your project needs.

Part M

BG offers a range of contrasting grey finished accessories to enable compliance with the current Building Regulations Part M. (see page 36)

Packaging

To support construction waste requirements, BG is able to supply products for agreed projects with minimal packaging waste.

Bespoke Products

BG's flexible manufacturing approach allows us to offer a wider range of options that are not listed in this catalogue.




Alternative
Colours



Product Engraving
Options



Bespoke
Products



Bespoke
Finishes

Bespoke decorative wiring accessory finishes


Attractive finishes to suit all your project needs

BG has created fourteen unique finishes that are available for selection, or we can endeavour to accommodate a specific finish if required. Available in Nexus Metal & Nexus Flatplate (Screwed/ Screwless) ranges (subject to conditions).

Please contact your Specification Manager for more details.
Visit www.bgelectrical.uk/contact or call (01952) 238 100

USB Beautiful

Free your sockets
and charge all your devices



White moulded and decorative profiles with finishes to complement any decor



2.1A
CHARGE SHARED

3.1A
CHARGE SHARED

4.2A
CHARGE SHARED

www.usbeautiful.co.uk

Project Case Studies

.....

Metropolis Apartments - Slough

An exciting development of 1-3 bedroom luxurious apartments in Slough's newly regenerated town centre, showcasing BG Electrical wiring accessories and circuit protection products.

Set over 2 blocks, the Rivington and Lexington developments comprise over 240 contemporary apartments, each built to a high specification using the **Nexus Metal** range of decorative switches and sockets used throughout the living areas, including matching finish range additions from **Nexus Grid** and **Euro Module** to accommodate the audio/visual requirements.

White accessories from the **Nexus Moulded** range were used in unseen areas, with fully populated consumer units also specified to complete the installation.



Contractors Allenbuild commented on the speed and ease of product installation, with particular attention paid to the large accessible wiring space within **BG consumer units**, and the inline colour coded terminals used throughout the wiring accessories.

.....

Central Park

Central Park, Part of a £200 million regeneration scheme in the South East of London comprising over 1,000 new homes in buildings ranging from 3 to 17 storeys.

The high specification duplex apartments required a collection of wiring accessories to complement the quality fittings used throughout – the **Nexus Metal** range was chosen for its modern profile, ageless brushed steel finish and comprehensive scope, which includes the use of **Nexus Grid** to extend the range further.



Project Case Studies



Maplins Electronics Store

- **2000+ luminaires installed, including Backlit LuxPanel, Titan Highbay, Atlas, Climate, Spotlights and Emergency**
- Over £156,000 in energy savings to date
- **Strong competition from other lighting manufacturers, LuxPanel chosen for overall energy efficiency**

Working in parallel with Maplin electronics to realise its 'Horizon' refurbishment project, Luceco is playing a key role with the design and supply of energy saving luminaires to the group.

Refurbishing 216 stores nationwide, Maplin provided a strict brief for Luceco Lighting Designers to achieve high lighting levels across not only the

shop floor, but also to back of house areas including warehousing, offices, staff rest rooms and WC's. With each store being unique, a bespoke lighting solution was required for each store to accommodate mezzanine floors, single floors and high ceiling spaces.

The Horizon project includes the need for dramatic cost reduction across the whole estate, therefore Luceco specified it's most recent innovation - Backlit LuxPanel. At just 35 watts per 1200x600mm panel, LuxPanel Backlit was a perfect solution for the shop floor to cut energy consumption and reduce CO2 - to date over 780 tonnes of CO2 saved per year, with over £156,000 in energy savings.

Radisson Blu Hotel & Resorts

Located on the corniche of Sharjah, United Arab Emirates, the 15-storey building features 306 spacious guest rooms, suites and poolside cabanas. BG helped the resort achieve its goal of a sleek modern look for its refurbishment.

BG's **Nexus Screwless Flatplate** was selected by key decision makers of the hotel management committee thanks to its sleek screwless design, modern finishes and ease of installation. A deciding factor for the committee was the complementary range of products provided by the **Euro Module** range, providing a seamless addition to **Flatplate** for their bespoke audio/visual requirements.



Sustainability

Luceco plc believes that we have a responsibility to care for and protect the environment in which we operate.

We are fully committed to improving environmental performance across all of our manufacturing and other business activities.



To this end it is our policy to source and manufacture products which comply with the following EU directives (where applicable) to ensure that our environment is protected:

Directive 2011/65/EU –

RoHS (Restriction of Hazardous Substances)

Directive 2006/121/EC –

REACH (Registration, Evaluation and Authorisation of Chemicals)

In addition, we will ensure that all products sold are disposed of in a responsible manner. To facilitate this, Nexus Industries carries a valid registration with a notified service provider for compliance with the **Directive 2002/96/EC - WEEE (Waste Electrical and Electronic Equipment)**.

Luceco plc will endeavour to communicate these policies to all members of staff with the express purpose of assisting in the procurement and sourcing of raw materials, sourcing of finished goods, and disposal of company waste.

Our manufacturing site has gained **ISO 14001:2004** approval for its environmental management system.

We continually aim to reduce our environmental impact from both products and activities. We are always looking for new methods and materials to provide environmentally friendly solutions.



Web Content



For further product information and literature please visit our website:

www.bgelectrical.uk



Easy navigation between product categories



PDF downloads of product range leaflets



Technical product data sheets



Image database login



Latest trade price lists



How to installation guides

Our product information is also listed in Luckins






Moulded Wiring Accessories

Available with round or square edge profiles.
Round edge for a premium feel or
square edge offering exceptional value

Features & Finishes White


Screw covers for sleek appearance



Flush power LED & inlaid red rocker indicator



Angled in-line colour coded captive terminals



Modern slim profile

Twin Earth

Features for round profile White Moulded



Switches	16
Sockets	17
USB Sockets	18
45 Amp Switches	22
20/32 Amp Switches	22
Shaver Sockets	22
Dimmers	24
Co-ax & Satellite	26
Telephone & Data	27
Blank Plates	28
Accessories	28
Neo Slimline	30
Part M	36



Round Edge



Square Edge



Neo Slimline



Part M


*25/30 Year Guarantee on selected products. *25 year guarantee not applicable on USB sockets
See the BG website for full terms and conditions.

Moulded White

Cat No.		Description	Inner Carton	Outer Carton
10 Amp 10AX Plate Switches				
Round Edge	Square Edge			
811	911	1 gang, 1 way	10	100
812	912	1 gang, 2 way	10	100
813	913	Intermediate switch	10	100
814	914	1 gang, bell push	10	100
815	915	Triple pole fan isolator	10	100
842	942	2 gang, 2 way	10	100
843	943	3 gang, 2 way	10	100
844	944	4 gang, 2 way	5	50
846	946	6 gang, 2 way	5	50


- All switches 10 Amp, 10AX inductive rated
- Captive terminal screws
- Terminal capacity 4 x 1.0mm², 4 x 1.5mm², 2 x 2.5mm² & 1 x 4.0mm²

- Plate-switches manufactured to BS EN 60669-1, fan isolator to IEC 60669-2-4
- Minimum mounting box depth: 1 & 2 gang 16mm - 3, 4 & 6 gang 25mm
- Switch locator available - see below



10 Amp 10AX Architrave Switches

Round Edge	Square Edge			
847	-	1 gang, 2 way	20	200
848	-	2 gang, 2 way	10	100
849	-	1 gang, 2 way retractive marked "PRESS"	20	200



- All switches 10 Amp, 10AX inductive rated
- Captive terminal screws
- Terminal capacity 4 x 1.0mm², 4 x 1.5mm², 2 x 2.5mm² & 1 x 4.0mm²
- Manufactured to BS EN 60669-1
- Minimum mounting box depth 16mm
- Single patress box (837), double patress box (838)

Switch Locator

SWILM	Switch Locator		10	100



- Connects directly to the rear of the switch
- Provides a soft background for assistance to locate the switch
- Low energy, long life LED
- Suitable for use with all 1 gang BG switches


Cat No.		Description	Inner Carton	Outer Carton
13 Amp Socket Outlets				
Round Edge	Square Edge			
821	921	1 gang SP	10	100
821DP	921DP	1 gang DP	10	100
822	922	2 gang SP	5	50
822DP	922DP	2 gang DP	5	50
822DPOB	-	2 gang DP, switched, outboard rockers	5	50
823	923	1 gang unswitched	10	100
824	924	2 gang unswitched	5	50
825	925	1 gang switched with indicator	10	100
826	926	2 gang switched with indicators	5	50

- Twin earth fitted as standard to allow a double earth facility for installations requiring high integrity protective connection Ref. BS 7671:2008


- Minimum mounting box depth 25mm
- Terminal capacity 3 x 2.5mm², 3 x 4.0mm² & 2 x 6.0mm²



- Manufactured to BS 1363-2



13 Amp Converter Switched Socket Outlet				
Round Edge	Square Edge			
822CON	-	1 gang to 2 gang, SP	5	50



- Converts a single socket to a double with no alteration to the wall box
- Minimum mounting box depth 25mm
- Terminal capacity 3 x 2.5mm², 3 x 4.0mm² & 2 x 6.0mm²
- Manufactured to BS 1362 Part 2

Easy to Install

Step 1



Switch off electricity supply and remove the old socket

Step 2



Connect the new converter socket

Step 3



Fix to wall box & fit screw cover caps

Moulded White

- 2 gang switched socket with outboard rockers
- Charges iPad, iPhone, tablets, mobiles, cameras and more
- Terminal capacity 3 x 2.5mm², 3 x 4.0mm² & 2 x 6.0mm²
- Minimum mounting box depth 25mm - ideal for retrofit
- Twin earth fitted as standard to allow a double earth facility for installations requiring high integrity protective connection Ref. BS 7671:2008
- Manufactured to BS 5733 and BS EN 60950
- 10 year guarantee


Cat No.		Description	Inner Carton	Outer Carton
13 Amp Switched Socket with USB Charger - 2x Outlets 2.1A				
Round Edge	Square Edge			
821U2	921U2	1 gang SP, switched + 2 x USB (2.1A)	5	50
822U	922U	2 gang SP, switched, outboard rockers + 2 x USB (2.1A)	5	50



- Fits 25mm Back Box
- 2.1A Output shared across both ports



13 Amp Switched Socket with USB Charger - 2x Outlets 3.1A				
Round Edge	Square Edge			
822U3	922U3	2 gang SP, switched, outboard rockers + 2 x USB (3.1A)	5	50



- Fits 25mm Back Box
- 3.1A Output shared across both ports



13 Amp Switched Socket with USB Charger - 3x Outlets 3.1A				
Round Edge	Square Edge			
822U33	922U33	2 gang SP, switched, outboard rockers + 3 x USB (3.1A)	5	50



- Fits 25mm Back Box
- 3.1A Output shared across all three ports



13 Amp Socket with USB Charger - 4x Outlets 4.2A				
Round Edge	Square Edge			
824U44	924U44	2 gang, unswitched + 4 x USB (4.2A)	5	50



- Fits 25mm Back Box
- 4.2A Output total, each pair of ports provides a 2.1A output shared across both ports





USB Beautiful

Free your sockets
and charge all your devices



FITS
25MM
BOX

Single or
double sockets

2 USB
PORTS

3 USB
PORTS

4 USB
PORTS

2.1A
CHARGE
SHARED

3.1A
CHARGE
SHARED

4.2A
CHARGE
SHARED

Moulded White

Cat No.		Description	Inner Carton	Outer Carton
RCD Protection				
Round Edge	Square Edge			
822RCD	-	13A switched socket, 2 gang	5	50
855RCD	-	13A fused connection unit	10	100



- Maximum load 3120 watts 240V AC
- 30 mA trip speed 40 ms
- Latching type
- Terminal capacity 3 x 2.5mm², 2 x 4.0mm² & 1 x 6.0mm²
- Manufactured to BS 7288:1990
- 822RCD - Minimum mounting box depth 35mm
- 855RCD - Minimum mounting box depth 35mm
- 855RCD - Removable flex outlet
- 10mm Spacer provided for shallow boxes

There are 2 types of RCD - **Latching** and **Non-Latching**; also termed active and passive. Both types are accepted by British Standards and it is up to the user to choose the type of RCD most suitable for their application.

NON-LATCHING (active) RCDs switch off when the power to them is turned off. Every time the supply to the RCD is interrupted it will trip and will need to be reset.

LATCHING (passive) RCDs "remember" the state they were in prior to the power being switched off.



Cat No.		Description	Inner Carton	Outer Carton
Combination Plates				
Round Edge	Square Edge			
822EM4	-	1 x 2 gang DP 13A switched sockets & 4 Euro Module (1 x 4 EM)	1	5
822EM8	-	2 x 2 gang DP 13A switched sockets & 8 Euro Module (2 x 4 EM)	1	5



- Twin earth fitted as standard to sockets
- Manufactured to BS 1363 Part 2
- Terminal capacity 3 x 2.5mm², 3 x 4.0mm² & 2 x 6.0mm²
- Mounting box depth 47mm
- Mounting boxes 822EM8 - HGS07/C4, 822EM4 - HGS07/C2
- Modules of mains and extra low voltage rating must not be fitted to the same front plate aperture Ref. BS 7671:2008
- * See our Euro Module range, for further Telecom, Data and Co-axial Options

13 Amp Fused Connection Units				
Round Edge	Square Edge			
850	950	Switched and fused	10	100
852	951	Switched and fused with indicator	10	100
-	953	Unswitched with 3 amp fuse	10	100
854	952	Unswitched and fused	10	100
856	-	Unswitched and fused with indicator	10	100

- Manufactured to BS 1363-4
- Angled colour coded terminals with captive screws
- Terminal capacity 3 x 2.5mm², 2 x 4.0mm² & 1 x 6.0mm²
- Minimum mounting box depth 25mm
- Round edge spacer option available to convert for flex outlet option (8CGS) - See page 26




13 Amp Fused Connection Units - With Flex Outlet				
Round Edge	Square Edge			
851	-	Switched & fused	10	100
853	-	Switched & fused with indicator	10	100
855	-	Unswitched & fused	10	100
857	-	Unswitched & fused with indicator	10	100

- Manufactured to BS 1363 Part 4
- Angled colour coded terminals with captive screws
- Terminal capacity 3 x 2.5mm², 2 x 4.0mm² & 1 x 6.0mm²
- Cable entry at lower edge, with removable blanking piece, and reversible cord-grip
- Minimum mounting box depth 25mm



Moulded White

Cat No.		Description	Inner Carton	Outer Carton
45 Amp Cooker Outlet				
Round Edge	Square Edge			
879	979	Flex outlet plate, bottom entry	10	100




- Terminal capacity outlet 2 x 10mm²
- Cable entries in bottom edge
- Manufactured to BS 5733

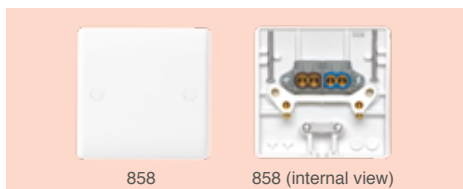
45 Amp Double Pole Switches				
Round Edge	Square Edge			
870	970	Cooker control unit with 13A socket & indicators	5	50
871	971	Cooker control unit with 13A socket	5	50
872	972	Large plate, with indicator	5	50
873	973	Large plate	5	50
874	974	Single plate, with indicator	10	100
875	975	Single plate	10	100

- Cooker Control Units manufactured to BS4177
- Double Pole Switches to BS EN 60669-1
- Minimum mounting box depth 47mm
- L & N terminal capacity 4 x 4.0mm², 3 x 6.0mm² & 1 x 16.0mm²

- E terminal capacity 3 x 4.00mm², 3 x 6.0mm² & 1 x 6.0mm²
- 10mm spacer available to provide additional wiring space (817 - Sq, 818 - Rect)



25 Amp Flex Outlet Plate				
Round Edge	Square Edge			
858	954 (20A)	Bottom entry	10	100




- Cable entry at lower edge, with removable reducer, and reversible cord-grip
- Terminal capacity 3 x 2.5mm² & 1 x 4.0mm²
- Minimum mounting box depth 25mm
- Manufactured to BS 5733

Cat No.		Description	Inner Carton	Outer Carton
20 Amp and 32 Amp Double Pole Switches				
Round Edge	Square Edge			
830	930	20 amp	10	100
831	931	20 amp with indicator	10	100
832	-	20 amp with flex outlet	10	100
832WH	932	20 amp, marked water heater with flex outlet	10	100
833	-	20 amp with indicator & flex outlet	10	100
833WH	933	20 amp, marked water heater, indicator & flex outlet	10	100
-	934	32 amp with indicator	10	100

- 20 Amp Terminal capacity 3 x 2.5mm², 2 x 4.0mm² & 1 x 6.0mm²
- 32 Amp Terminal capacity 2 x 10mm² & 1 x 10mm² earth
- Colour coded terminals with captive angled screws
- Manufactured to BS EN 60669-1

- Minimum mounting box depth 25mm
- Square edge has flex outlet with knock-out and reversible cord grip in bottom edge. Rounded edge cable entry at lower edge, with removable blanking piece, and reversible cord-grip




Shaver Socket				
Round Edge	Square Edge			
820	940	115/230V dual voltage shaver socket	5	30

- Terminal capacity 3 x 2.5mm² & 2 x 4.0mm²
- Minimum mounting box depth 47mm
- Manufactured to BS EN 61558-1 and BS EN 61558-2-5



Moulded White

Cat No.		Description	Inner Carton	Outer Carton
Dimmer Switches - Push Type				
Round Edge	Square Edge			
881P	981P	1 gang, 2 way push 400W	10	100
882P	982P	2 gang, 2 way push 400W	10	100
883P	983P	3 gang, 2 way push 400W	5	50
884P	984P	4 gang, 2 way push 400W	5	50
885P	985P	1 gang, 2 way push 1,000W - square plate (export only)	5	50



- There can be issues with dimming CFL and LED lamps at a low lighting level. The Nexus dimmer products have an adjustable minimum level feature which can be used to adjust the lighting output at a low level, to stabilise the load.
- Suitable for compact fluorescent lamps (CFL) and LED Dimming
- Manufactured to BS EN 60669-2-1
- Minimum mounting box depth 25mm
- 10mm spacer available to provide additional wiring space (817 - Sq, 818 - Rect)



Suitable for LED lighting

Product Specification

Voltage	200-250V AC
Load Ratings (Max/Min per module)	
Tungsten lamp	60-400W
Halogen lamp (Mains Voltage)	50-400W
Halogen lamp (Low Voltage, 12V)	35-350W
Dimmable LED **	5-50W
Dimmable Compact Fluorescent (CFL) **	10-100W
Type	Leading Edge

Replacement Modules

DM400AP	2 way LED dimmer module, 400W	-	-
DMSW8A/2W	2 way push on/off switch, dummy dimmer, 8A	-	-



Fan Controller - 4 Speed

Round Edge	Square Edge		
887	987	1 gang, 1 way rotary, 100W	10
			100




- Manufactured to BS EN 60669-2-1
- Minimum mounting box depth 35mm
- 10mm spacer available to provide wiring space (817 - Sq)

Cat No.		Description	Inner Carton	Outer Carton
Round Pin and Export Socket Outlets				
Round Edge	Square Edge			
827	-	1 gang, switched universal socket (Export only)	10	100
827L	-	1 gang, switched universal socket with indicator (Export only)	10	100
828	928	1 gang, 2 amp unswitched socket, round pin	10	100
829	929	1 gang, 5 amp unswitched socket, round pin	10	100
-	994	2 gang, 16 amp Euro socket (unshuttered)	10	100
-	995	1 gang, 16 amp Euro socket with switch	10	100
897	997	1 gang, 16 amp shuttered Euro socket	10	100
898	-	2 gang, 16 amp shuttered Euro socket	10	100
899	999	1 gang, 15 amp switched socket, round pin	10	100

• 2/5/15A Manufactured to BS 546

• Minimum mounting box depth: 2/5/16A 25mm, Universal/15A 35mm



Wall timer switches				
Round Edge	Square Edge			
TWE7	-	7 day electronic wall timer switch	5	100



- Daily, weekly and weekday/weekend programs available
- Battery back up memory
- Ideal for home security
- Rating 40 - 400W Tungsten filament lamp
- Terminal capacity 2 x 1.5mm²
- Minimum mounting box depth 16mm
- Switchable mode – normal light switch or timer

16 Amp Hotel Key Card Switch				
Round Edge	Square Edge			
8KYCSW ⁺	-	16 amp, hotel key card switch	5	100



- 50 x 50mm Euro Module
 - Load Rating - 1800W for incandescent, 800W for florescent
 - 30 second power-off delay
 - Locator LED
 - Mounting box depth 47mm
 - Colour coded terminals with backed-out and captive screws
 - Designed and manufactured to BS EN60669-4
- ⁺ Supplied as kit of Euro Module components

Moulded White

Cat No.		Description	Inner Carton	Outer Carton
Co-Axial, Satellite & Screened Socket Outlets				
Round Edge	Square Edge			
860	960	1 gang co-axial socket	10	100
861	961	2 gang co-axial socket	10	100
862	962	1 gang isolated co-axial socket	10	100
863	963	2 gang isolated co-axial socket	10	100
864	964	1 gang satellite socket	10	100
865	965	2 gang satellite & co-axial socket	10	100
866	966	2 gang diplex TV/FM	10	100
867	-	3 gang TV/FM/SAT triplex - screened	10	100
868	-	Triplex with BT outlet & co-axial return - screened	5	50
869	-	Quadplex, 2 x sat, BT outlet & co-ax returned - screened	EM	-

- EM = Euro Module configuration
- + Supplied as kit of Euro Module components
- Co-axial and satellite minimum mounting box depth 25mm


- Manufactured to BS 5733 where applicable
- Triplex minimum mounting box depth 35mm
- * See our Euro Module range for further Telecom, Data and Co-axial options



Euro Module Front Plates				
Round Edge	Square Edge			
8EMS1	-	Single Euro Module, single plate	10	100
8EMS2	-	Twin Euro Module, single plate	10	100
8EMR4	-	Quad Euro Module, double plate	5	50
8EM8	-	2 x Quad Euro Module, double stack plate	5	50

- Manufactured to BS 5733

- Mounting Box for 8EM8 - HGS07/C2



Surface Mount Telephone Sockets				
Round Edge	Square Edge			
-	TS21	1 gang telephone outlet master (IDC)	20	200
-	TS23	1 gang telephone outlet slave (IDC)	20	200
-	TS24	1 gang telephone outlet master (screw)	20	200
-	TS26	1 gang telephone outlet slave (screw)	20	200

- Manufactured to BS 6312-2



Cat No.	Description	Inner Carton	Outer Carton
Telephone and Data Outlets			
Round Edge	Square Edge		
8BTM/1	9BTM/1	1 gang telephone socket master (screw)	10 100
8BTM/2	9BTM/2	2 gang telephone socket master (screw)	10 100
8BTS/1	9BTS/1	1 gang telephone socket slave (screw)	10 100
8BTS/2	9BTS/2	2 gang telephone socket slave (screw)	10 100
8BTMI/1	9BTMI/1	1 gang telephone socket master (IDC)	10 100
8BTMI/2	9BTMI/2	2 gang telephone socket master (IDC)	10 100
8BTSI/1	9BTSI/1	1 gang telephone socket slave (IDC)	10 100
8BTSI/2	9BTSI/2	2 gang telephone socket slave (IDC)	10 100
8RJ11/1	9RJ11/1	1 gang RJ11 telephone socket (screw)	10 100
8RJ11/2	9RJ11/2	2 gang RJ11 telephone socket (screw)	10 100
8RJ45/1	9RJ45/1	1 gang RJ45 telephone socket (IDC)	10 100
8RJ45/2	9RJ45/2	2 gang RJ45 telephone socket (IDC)	10 100

* See our Euro Module range for further Telecom, Data and Co-axial options

- Minimum mounting box depth 35mm
- Manufactured to BS 6312 Part 2 where applicable



Cat No.	Description	Inner Carton
Telephone Extension Reeler / Kit - Micro Flat 'Invisible' & Standard Cable		
TEL11	15 metre compact extension reeler	8
TEL12	10 metre extension kit	4
TEL18	20 metre extension kit	4



- Slim line extension kit for extending the range of the telephone
- Invisible cable allows discreet installation
- Simple to fit and install
- Compatible with fax machines and micro filters (TEL12 & TEL18)

Telephone Accessories & Adaptors		
TEL35	Cable clips white, pack of 50	5
TEL1	Double adaptor, 1 to 2 outputs	5
TEL3	Triple adaptor, 1 to 3 outputs	5
TEL67	ADSL adaptor, filtered with phone & modem outputs	5




- Ideal for fixing and managing telephone cable
- Fast installation
- Integrated safety nails bend before breaking
- Connectors for 2 or 3 telephones into a single socket
- ADSL option available to connect telephone and modem to a single socket
- Easy to use and install, no tools required

Cat No.		Description	Inner Carton	Outer Carton
Surface Boxes and Blank Plates				
Round Edge	Square Edge			
891	901	1 gang surface pattress for socket outlet 32mm	10	100
892	902	2 gang surface pattress 32mm	5	50
893	903	1 gang pattress with earth terminal for plate switches 19mm	10	100
894	904	1 gang blank plate	20	200
895	905	2 gang blank plate	10	100
-	906	10 way connection unit	5	50
896	909	Dual surface pattress, 37mm	5	50
-	910	1 gang to 2 gang conversion pattress, 20mm	5	50
817	-	1 gang, 10mm square spacer	20	200
818	-	2 gang, 10mm rectangular spacer	10	100
836	-	1 gang architrave blank plate	20	200
837	-	1 gang architrave surface box, 19mm	20	200
838	-	2 gang architrave surface box, 19mm	10	100
877	977	1 gang surface box, 50mm (877), 45mm (977)	10	100
878	978	2 gang surface box, 50mm (878), 45mm (978)	5	50
8CGS	-	Cord grip spacer, for use with 13A Fused Connection Units or 20A Switches	20	200

- Surface boxes have multiple knock-outs and earth terminal fitted as standard
- Manufactured to BS 5733

- Spacers provide greater clearance for installation wiring where shallow mounting boxes are used, an alternative to fitting a deeper box

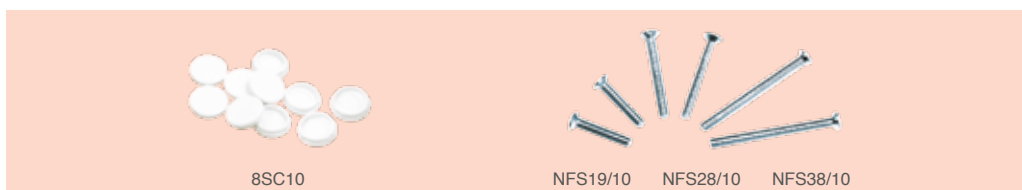


Cord Grip Spacer Explanation

- For use with non flex out 13 Amp Fused Connection Units and 20 Amp Switches
- Cable is inserted through the aperture in the spacer and connected to the terminals. It is then clamped by the cord grip prior to mounting the accessory to the wall box
- Separate spacer allows for stock flexibility

Spare Accessories

Round Edge	Square Edge			
8SC10	-	Screw caps, pack of 10	100pks	1000
NFS19/10	NFS19/10	M3.5 x 19mm screws, pack of 10	100pks	1000
NFS28/10	NFS28/10	M3.5 x 28mm screws, pack of 10	100pks	1000
NFS38/10	NFS38/10	M3.5 x 38mm screws, pack of 10	100pks	1000



Euro Module - Range Extension

A flexible solution of power, data, telephone, television and audio combinations to suit the wide ranging needs of the customer.

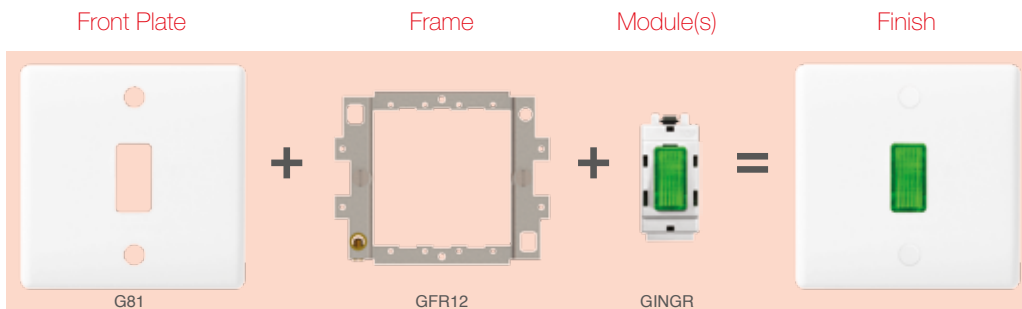
- Select the desired combination of front plate and module(s)
- Simple installation, wire the module through the front plate aperture then push the module into place
- Modules of mains and extra low voltage rating must not be fitted to the same front plate aperture Ref. BS 7671:2008



Grid - Range Extension

A customisable selection of power grid modules that provide a seamless appearance with the associated wiring accessories.


- Firstly, screw the grid frame to the mounting box and wire the modules
- Then slot the module on to the frame and click into place
- Finally, fit the finished plate



For further details on our Euro Module range see pages 50-57

Features & Finishes Neo Slimline

Concealed
fixing screws



Wide rockers

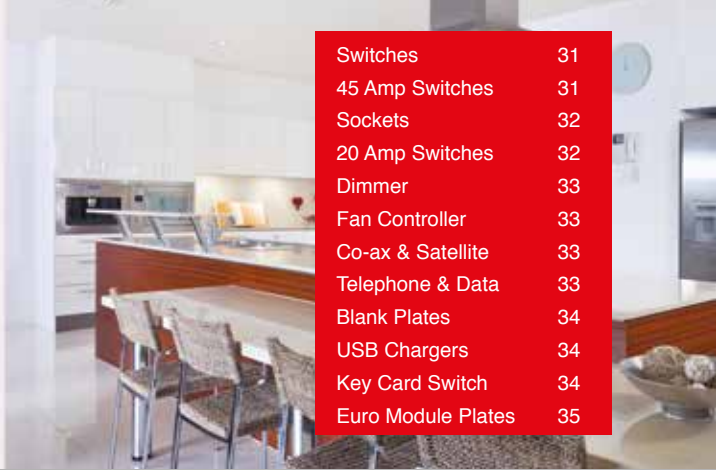


Easy Installation



Reliable LED
indicators

Slim profile clip-on covers



Switches	31
45 Amp Switches	31
Sockets	32
20 Amp Switches	32
Dimmer	33
Fan Controller	33
Co-ax & Satellite	33
Telephone & Data	33
Blank Plates	34
USB Chargers	34
Key Card Switch	34
Euro Module Plates	35

The Neo Slimline range has been specifically designed for MENA territories and is available in four finishes. The PC Range is stocked in our Dubai facility not in the UK, however it is available for UK projects subject to MOQ and lead time constraints

For specification projects, BG can offer a wider selection of finishes or, if the project demands, any finish can be created to suit the requirement.



White

Pearl White

Champagne

Silver

Cat No.				Description	Inner Carton	Outer Carton
10 Amp 10AX "Mega" Rocker Switches						
White	Pearl White	Champagne	Silver			
PCWH11W	PCPW11W	PCCH11W	PCSL11W	1 Gang 1 Way	10	100
PCWH12W	PCPW12W	PCCH12W	PCSL12W	1 Gang 2 Way	10	100
PCWH14W	PCPW14W	PCCH14W	PCSL14W	Bell Push 1 Way	10	100
PCWH13W	PCPW13W	PCCH13W	PCSL13W	1 Gang Intermediate	10	100
PCWH42W	PCPW42W	PCCH42W	PCSL42W	2 Gang 2 Way	10	100
PCWH43W	PCPW43W	PCCH43W	PCSL43W	3 Gang 2 Way	10	100
PCWH44W	PCPW44W	PCCH44W	PCSL44W	4 Gang 2 Way	10	100




- All switches 10 Amp, 10AX inductive rated
- Manufactured to BS EN 60669-1
- Captive terminal screws
- Terminal capacity 4 x 1.0mm², 4 x 1.5mm², 2 x 2.5mm² & 1 x 4.0mm²
- Minimum mounting box depth
 - 1 & 2 Gang 16mm
 - 3 & 4 Gang 25mm

10 Amp 10AX Standard Rocker Switches						
White	Pearl White	Champagne	Silver			
PCWH14L	PCPW14L	PCCH14L	PCSL14L	Bell Push 1 Way with LED Locator	10	100



- All switches 10 Amp, 10AX inductive rated
- Manufactured to BS EN 60669-1
- Captive terminal screws
- Terminal capacity 4 x 1.0mm², 4 x 1.5mm², 2 x 2.5mm² & 1 x 4.0mm²
- Minimum mounting box depth 16mm
- Concealed fixing screws

45 Amp Double Pole Switches - Standard rockers						
White	Pearl White	Champagne	Silver			
PCWH70	PCPW70	PCCH70	PCSL70	Cooker control unit with 13A socket & indicators	10	100
PCWH72	PCPW72	PCCH72	PCSL72	45A DP (Rectangular) + LED	5	50
PCWH74	PCPW74	PCCH74	PCSL74	45A DP (Square) + LED	10	100



- Manufactured to BS EN 60669-1
- L & N terminal capacity 4 x 4.0mm², 3 x 6.0mm² & 1 x 16.0mm²
- E terminal capacity 3 x 4.0mm², 2 x 6.0mm² & 1 x 16.0mm²
- Minimum mounting box depth 47mm
- Concealed fixing screws


Moulded Neo Slimline

Cat No.				Description	Inner Carton	Outer Carton
Shaver Socket						
White	Pearl White	Champagne	Silver			
PCWH20	PCPW20	PCCH20	PCSL20	115/230V dual voltage shaver socket	5	30



- Terminal capacity 3 x 2.5mm² & 2 x 4.0mm²
- Minimum mounting box depth 47mm
- Manufactured to BS EN 61558-1 and BS EN 61558-2-5

Switched Socket Outlets						
White	Pearl White	Champagne	Silver			
PCWH21	PCPW21	PCCH21	PCSL21	13A 1g Switched Socket - SP	10	100
PCWH21DP	PCPW21DP	PCCH21DP	PCSL21DP	13A 1g Switched Socket - DP	10	100
PCWH21L	PCPW21L	PCCH21L	PCSL21L	13A 1g Switched Socket - SP + LED	10	100
PCWH22	PCPW22	PCCH22	PCSL22	13A 2g Switched Socket - SP	5	50
PCWH22DP	PCPW22DP	PCCH22DP	PCSL22DP	13A 2g Switched Socket - DP	5	50
PCWH22L	PCPW22L	PCCH22L	PCSL22L	13A 2g Switched Socket - SP + LED	10	100
PCWH99	PCPW99	PCCH99	PCSL99	15A 1g Switched Socket - SP	10	100
PCWH27L	PCPW27L	PCCH27L	PCSL27L	Switched Universal - SP + LED	10	100



- Twin Earth fitted as standard to allow a double Earth facility for installations requiring high integrity protective connection Ref. BS 7671:2008
- 13A sockets manufactured to BS 1363-2, 15A sockets to BS 546 & Universal to IEC60884-1
- Captive terminal screws
- Terminal capacity 3 x 2.5mm², 3 x 4.0mm² & 2 x 6.0mm²
- Minimum mounting box depth 35mm
- Concealed fixing screws
- Option of LED power indicator, add 'L' to part number (for example PCWH21 - without, and PCWH21L - with)

20 Amp Switches, Fused Connection Units - Standard Rockers						
White	Pearl White	Champagne	Silver			
PCWH31	PCPW31	PCCH31	PCSL31	20A DP, Switch with LED	10	100
PCWH52	PCPW52	PCCH52	PCSL52	Switched Fused Connection Unit + LED (with removable flex outlet)	10	100
PCWH54	PCPW54	PCCH54	PCSL54	Unswitched Fused Connection Unit + LED (with removable flex outlet)	10	100



- Captive terminal screws
- Minimum mounting box depth 25mm
- Concealed fixing screws
- FCU: Cable entry in front face with blanking plug
- FCU manufactured to BS 1363-4
- 20 Amp Switches manufactured to BS EN 60669-1
- Terminal capacity 3 x 2.5mm², 2 x 4.0mm² & 1 x 6.0 mm²

Cat No.				Description	Inner Carton	Outer Carton
Fan Controller						
White	Pearl White	Champagne	Silver			
PCWH87	PCPW87	PCCH87	PCSL87	Fan Controller, Rotary, 100W	10	100



PCWH87

- Manufactured to BS EN 60669-2-1
- Minimum box depth 35mm
- Concealed fixing screws

Dimmer Switches - Push type						
White	Pearl White	Champagne	Silver			
PCWH81	PCPW81	PCCH81	PCSL81	1g 2 Way 400W Dimmer Switch	10	100
PCWH82	PCPW82	PCCH82	PCSL82	2g 2 Way 400W Dimmer Switch	10	100
PCWH85	PCPW85	PCCH85	PCSL85	1g 1,000W Dimmer Switch	10	100



PCWH81

PCWH82

- Manufactured to BS EN 60669-2-1
- Minimum mounting box depth 25mm

Product Specification	
Voltage	200-250V AC
Load Ratings (Max/Min per module)	
Tungsten lamp	60-400W
Halogen lamp (Mains Voltage)	50-400W
Halogen lamp (Low Voltage, 12V)	35-350W
Dimmable LED **	5-50W
Dimmable Compact Fluorescent (CFL) **	10-100W
Type	Leading Edge

Co-axial & Satellite Sockets						
White	Pearl White	Champagne	Silver			
PCWH60	PCPW60	PCCH60	PCSL60	1g Co-ax Socket	10	100
PCWH64	PCPW64	PCCH64	PCSL64	1g Satellite Socket	10	100
PCWH65	PCPW65	PCCH65	PCSL65	2g Co-ax + Satellite Socket	10	100



PCWH60

PCWH65

- Manufactured to BS5733
- White products supplied complete, coloured products can be configured using Euro Modules
- Minimum mounting box depth 25mm depending on wire direction
- Concealed fixing screws
- Larger selection available using the Euro Module range

Telephone + Data Sockets						
White	Pearl White	Champagne	Silver			
PCWHRJ111	PCPWRJ111	PCCHRJ111	PCSLRJ111	1g RJ11 Telephone Socket	10	100
PCWHRJ451	PCPWRJ451	PCCHRJ451	PCSLRJ451	1g RJ45 Data Socket	10	100



PCWHRJ451

- White products supplied complete, coloured products can be configured using Euro Modules
- Manufactured to BS 6312-2 where applicable
- RJ11 has screwed terminals
- RJ45 has IDC terminals
- Minimum mounting box depth 35mm
- Concealed fixing screws

Moulded Neo Slimline

Cat No.				Description	Inner Carton	Outer Carton
Blank Plates						
White	Grey	Black				
PCWH94	PCPW94	PCCH94	PCSL94	1g Blank	5	50
PCWH95	PCPW95	PCCH95	PCSL95	2g Blank	10	100



PCWH94

- Manufactured to BS EN 60670
- Concealed fixing screws

USB Chargers - 2.1A Output

White	Grey	Black				
EMUSBW	EMUSBG	EMUSBB	2M	2.1A USB Charger	10	100



EMUSBW

EMUSBB

- The USB charger is suitable for charging portable electronic devices via a USB 2.0 type A plug
- Total charger output current is 2.1A. This can be delivered from one socket or divided between the two as required and controlled by the devices being charged
- Manufactured to IEC 61558-2-16
- Terminal capacity 1 x 2.5mm² or 1 x 4.0mm²
- Minimum box depth 35mm
- Requires 2 module front plate (see page 35)

16 Amp Hotel Key Card Switch

White	Grey	Black				
EMKYCSW	EMKYCSG	EMKYCSB	2M	Key card switch	10	100



EMKYCSG

- 50 x 50mm Euro Module
- Load Rating - 1800W for incandescent, 800W for florescent
- 30 second power-off delay
- Locator LED
- Mounting box depth 47mm
- Colour coded terminals with backed-out and captive screws
- Designed and manufactured to BS EN 60669-2-1
- Requires 2 module front plate (see page 26)

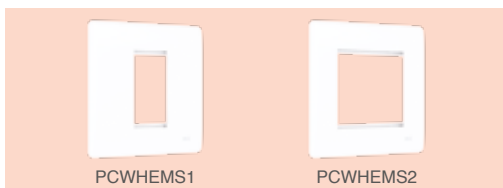


Euro Module - Range Extension

A flexible solution of power, data, telephone, television and audio combinations to suit the wide ranging needs of the customer.

- Simply select the desired combination of front plate and module(s)
- Simple installation, wire the module through the front-plate aperture then push the module in place

Euro Module Plates						
White	Pearl White	Champagne	Silver			
PCWHEMS1	PCPWEMS1	PCCHEMS1	PCSLEMS1	1g Square Plate - Single Opening	20	200
PCWHEMS2	PCPWEMS2	PCCHEMS2	PCSLEMS2	1g Square Plate - Double Opening	20	200
PCWHEMR4	PCPWEMR4	PCCHEMR4	PCSLEMR4	2g Rectangular Plate - Quad Opening	10	100




- Manufactured to BS 5733
- Aperture sizes:
1 Module 25 x 50mm, 2 Module = 50 x 50mm, 4 Module = 100 x 50mm

Front Plate

Module(s)


Finish



For further details on our Euro Module range see pages 50-57

Moulded Part M

Concealed
fixing screws



Wide rockers



Easy Installation

Reliable LED
indicators



Slim profile Clip-on covers



Building Regulations 2000, Approved Document (Part M) – Access to and the use of buildings.

Part M is split into 4 sections, part M1 – Access and use, includes the facilities within a building, and covers the design considerations of electrical accessories such as switches and sockets.

The BG Electrical Part M range offers a wide range of suitable solutions to enable compliance to the requirements of Part M1 (Sections 4.25 to 4.29).

Cat No.	Description	Inner Carton	Outer Carton
10 Amp 10AX Plate Switches - Wide Rocker			
PM12W	1 gang, 2 way	10	100
PM42W	2 gang, 2 way	10	100
PM43W	3 gang, 2 way	10	100



- All switches 10 Amp, 10AX inductive rated
- Terminal capacity 4 x 1.0mm², 4 x 1.5mm², 2 x 2.5mm² & 1 x 4.0mm²
- Plate switches manufactured to BS EN 60669-1
- Minimum mounting box depth 16mm
- Captive terminal screws

10 Amp 10AX Plate Switches			
PM12	1 gang, 2 way	10	100
PM42	2 gang, 2 way	10	100
PM43	3 gang, 2 way	10	100



- All switches 10 Amp, 10AX inductive rated
- Terminal capacity 4 x 1.0mm², 4 x 1.5mm², 2 x 2.5mm² & 1 x 4.0mm²
- Plate switches manufactured to BS EN 60669-1
- Minimum mounting box depth 16mm
- Captive terminal screws

13 Amp Sockets Outlets			
PM21DP	1 gang DP	10	100
PM22DPOB	2 gang DP, outboard rockers	5	50



- Twin earth fitted as standard to allow a double earth facility for installations requiring high integrity protective connection Ref. BS 7671:2008
- Manufactured to BS 1363-2
- Minimum mounting box depth 25mm
- Terminal capacity 3 x 2.5mm², 3 x 4.0mm² & 2 x 6.0mm²

20 Amp Double Pole Switch			
PM31	20A DP switch with power indicator	10	100



- 20 Amp Terminal capacity 3 x 1.5mm²
- Colour coded terminals with captive angled screws
- Manufactured to BS EN 60669-1
- Minimum mounting box depth 25mm

Moulded Part M

Cat No.	Description	Inner Carton	Outer Carton
13 Amp Fused Connection Units			
PM52	Switched with power indicator and optional flex-outlet	10	100
PM44	Unswitched with optional flex-outlet	10	100



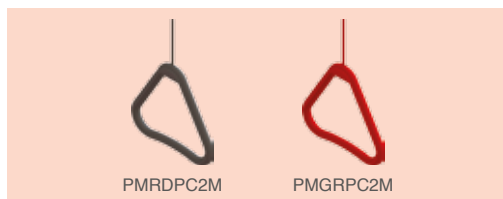
- Manufactured to BS 1363-4
- Angled colour coded terminals with captive screws
- Terminal capacity 3 x 2.5mm², 2 x 4.0mm² & 1 x 6.0mm²
- Minimum mounting box depth 25mm

45 Amp Double Pole Switches			
PM70	Cooker control unit with 13A socket & indicators	5	50
PM74	Single plate, with indicator	10	100



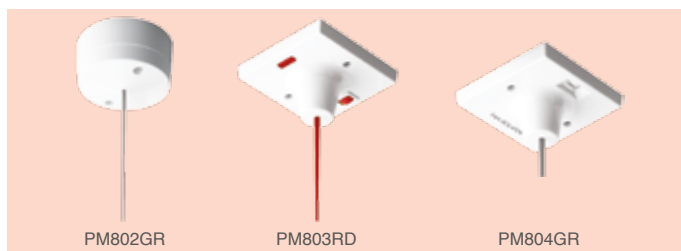
- Cooker Control Units manufactured to BS4177
- Double Pole Switches to BS EN 60669-1
- Minimum mounting box depth 47mm
- L & N terminal capacity 4 x 4.0mm², 3 x 6.0mm² & 1 x 16.0mm²
- E terminal capacity 3 x 4.0mm², 3x 6.0mm² & 1 x 16.0mm²

Ceiling Switch Pull Cords			
PMRDPC2M	2 red handles + 2m red cord	20	200
PMGRPC2M	1 grey handle + 2m grey cord	20	200



- Large bangles to aid grip
- Bangles should be contrasting to the background colour. BG can offer a white cord with colour bangle upon request

Ceiling Switches			
PM802GR	6 amp 1 way with grey cord and bangle	**Kit	
PM802RD	6 amp 2 way with red cord and 2 bangle	**Kit	
PM803GR	45 amp double pole with power indicator, grey cord and bangle	**Kit	
PM803RD	45 amp double pole with power indicator, red cord and 2 bangle	**Kit	
PM804GR	10 amp triple pole fan isolator, grey cord and bangle	**Kit	
PM804RD	10 amp triple pole fan isolator, red cord and 2 bangle	**Kit	



- Supplied with approximately 2 metres of cord
- Individually bagged
- Manufactured to BS EN 60669-01
- Colour cord supplied as part of kit
- ** Supplied as kits (ceiling switch with standard white cord, plus colour replacement cord)




Moulded Part M

Euro Module - Range Extension

A flexible solution of power, data, telephone, television and audio combinations to suit the wide ranging needs of the customer.

- Select the desired combination of front plate and module(s)
- Simple installation, wire the module through the front plate aperture then push the module in place
- Modules of mains and extra low voltage rating must not be fitted to the same front-plate aperture Ref. BS 7671:2008

Cat No.	Description	Inner Carton	Outer Carton
Front Plates - Euro Module			
PMEMS1	1 module - square	20	200
PMEMS2	2 module - square	10	100
PMEMR4	4 module - rectangular	10	100



PMEMS1

PMEMS2


PMEMR4

Front Plate

Module(s)

Finish

- Manufactured to BS 5733
- Earth terminal fitted to Metal front plates
- Aperture Sizes:
 - 1 Module = 25 x 50mm
 - 2 Module = 50 x 50mm
 - 4 Module = 100 x 50mm



PCWHEMS1

EMUKSW

EMNSTVW

For further details on our Euro Module range see pages 50-57

Cat No.	Description	Inner Carton	Outer Carton
Front Plates - Grid			
GPM1	1 gang	20	200
GPM2	2 gang	20	200
GPM3	3 gang	10	100
GPM4	4 gang	10	100
GPM6	6 gang	10	100

- Manufactured to BS 5733
- Front plates match the power products of the White Moulded & Nexus Metal ranges
- No visible plastic around rockers
- Supplied with covers to conceal fixing screws
- 6/8g grid surface/flush mounting box (MC503)
- 9/12g flush mounting wall box (HGS912)



GPM1

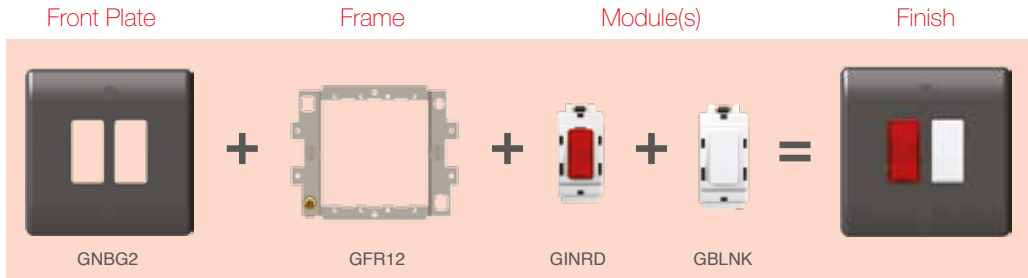
GPM2

GPM4

Grid - Range Extension

A customisable selection of power grid modules that provide a seamless appearance with the associated wiring accessories.

- Firstly, screw the grid frame to the mounting box and wire the modules
- Then slot the module on to the frame and click into place
- Finally, fit the finished plate



For full information on Nexus Grid, please see pages 42-49




Nexus Grid Wiring Accessories

Ideal for domestic, commercial and industrial applications - Grid matches Nexus finishes to provide an extended range

Nexus Grid

Easy to install with cantilever module to frame installation



No visible plastic around switches




Interchangeable rockers provide flexibility



20 Amp Modules	44
Accessories	44
Indicators	45
Dimmers	45
Fused & Flex Outlets	45
Front Plates	46
Grid Frames	47
Boxes	47
Rockers	48



Quick and easy to install



Step 1

Screw grid frame to mounting box

Step 2

Wire modules

Step 3

Slot the module on to the frame and click into place

Step 4

Fit the plate

Cat No.					Description	Inner Carton	Outer Carton
20 Amp 20AX Modules							
White	Chrome	Brushed Steel	Black Nickel	Polished Brass			
G12	GPC12	GBS12	GBN12	GPB12	2 way, single pole	10	100
G13	GPC13	GBS13	GBN13	GPB13	Intermediate	10	100
G14	GPC14	GBS14	GBN14	GPB14	1 way retractive, SP (PRESS)	10	100
G12C*	-	-	-	-	2 way, single pole centre off	10	100
G30	GPC30	GBS30	GBN30	GPB30	20A double pole	10	100
G31*	-	-	-	-	20A DP + indicator	10	100

- * For metal versions, select additional rocker accordingly
- Terminal capacity 4 x 1.0mm², 4 x 1.5mm², 2 x 2.5mm² & 1 x 4.0mm²
- Manufactured to BS EN 60669-1
- Minimum mounting box depth 25mm

- Alternative printed rocker covers available
- Clearly marked terminals with backed out captive screws for easy installation
- 20 Amp, 20AX inductive rated
- *Fixed rocker, not interchangeable



20 Amp 20AX Secret Key Modules							
White	Chrome	Brushed Steel	Black Nickel	Polished Brass			
G12KY	GPC12KY	GBS12KY	GBN12KY	GPB12KY	2 way, single pole	10	100
G30KY	GPC30KY	GBS30KY	GBN30KY	GPB30KY	Double pole	10	100
G12EL	GPC12EL	GBS12EL	GBN12EL	GPB12EL	2 way, single pole - printed 'EMG LTG TEST'	10	100
G30EL	-	-	-	-	Double pole - printed 'EMG LTG TEST'	10	100

- Terminal capacity 4 x 1.0mm², 4 x 1.5mm², 2 x 2.5mm² & 1 x 4.0mm²
- Manufactured to BS EN 60669-1
- Minimum mounting box depth 25mm
- Supplied with key, spare keys available

- Clearly marked terminals with backed out captive screws for easy installation
- 20 Amp, 20AX inductive rated



Accessories

GSKY	GSKY Spare secret key (pack 10) 100pks	100pks	1000
------	--	--------	------



- Compatible only with BG secret key switch grid modules

Cat No.	Description	Inner Carton	Outer Carton
Indicator Modules - Suitable for use with all finishes			
GINGR	Green	10	100
GINOR	Orange	10	100
GINRD	Red	10	100



- For use with all finishes
- Manufactured to BS 5733
- Terminal capacity 3 x 2.5mm², 2 x 4.0mm² & 1 x 6.0mm²
- Minimum mounting box depth 25mm
- Clearly marked terminals with backed out captive screws for easy installation

Dimmer Modules							
White	Chrome	Brushed Steel	Black Nickel	Polished Brass			
GD400	GPCD400	GBSD400	GBND400	GPBD400	2-way 400W push dimmer	10	100

- Manufactured to BS EN 60669-2-1
- Minimum mounting box depth 35mm
- Suitable for tungsten lamps, low voltage transformers & mains GU10 halogen




Fused, Flex Outlet & Blank Modules							
White	Chrome	Brushed Steel	Black Nickel	Polished Brass			
GFUSE	GPCFUSE	GBSFUSE	GBNFUSE	GPBFUSE	Fuse holder	10	100
GFLEX	GPCFLEX	GBSFLEX	GBNFLEX	GPBFLEX	Flex outlet (up to 10mm)	10	100
GBLNK	GPCBLNK	GBSBLNK	GBNBLNK	GPBBLNK	Blank module	10	100

Fused Outlets

- Manufactured to BS 1363 Part 4
- Terminal capacity 3 x 2.5mm², 2 x 4.0mm² & 1 x 6.0mm²
- Minimum mounting box depth 25mm
- Clearly marked terminals with backed out captive screws for easy installation
- Supplied with 13A fuse fitted to BS 1362

Flex Outlets


- Manufactured to BS 5733
- Minimum mounting box depth 35mm
- Cable entry with cord grip
- Suitable for cables with an outside diameter up to 10mm



Nexus Grid


Cat No.				Description	Inner Carton	Outer Carton
Front Plates - Nexus Metal						
White	Chrome	Brushed Steel	Black Nickel			
G81	GNPC1	GNBS1	GNBN1	1 gang	20	200
G82	GNPC2	GNBS2	GNBN2	2 gang	20	200
G83	GNPC3	GNBS3	GNBN3	3 gang	10	100
G84	GNPC4	GNBS4	GNBN4	4 gang	10	100
G86	GNPC6	GNBS6	GNBN6	6 gang	10	100
G88	GNPC8	GNBS8	GNBN8	8 gang	10	100
G89	-	GNBS9	-	9 gang	10	100
G812	-	GNBS12	-	12 gang	10	100

- Manufactured to BS 5733
- Front-plates match the power products of the White Moulded & Nexus Metal ranges
- No visible plastic around rockers
- White plates supplied with covers to conceal fixing screws
- 6/8g grid surface/flush mounting box (MC503)
- 9/12g flush mounting wall box (HGS912)



Front Plates - Screwless Flatplate						
Chrome	Brushed Steel	Black Nickel	Polished Brass			
GFPC1	GFBS1	GFBN1	GFPB1	1 gang	20	200
GFPC2	GFBS2	GFBN2	GFPB2	2 gang	20	200
GFPC3	GFBS3	GFBN3	GFPB3	3 gang	10	100
GFPC4	GFBS4	GFBN4	GFPB4	4 gang	10	100
GFPC6	GFBS6	GFBN6	GFPB6	6 gang	10	100
GFPC8	GFBS8	GFBN8	GFPB8	8 gang	10	100

- Manufactured to BS 5733
- Note - 1, 3, 6g front-plate supplied with grid blanks (Screwless Only)
- Front-plates match the standard Flatplate screwless range
- Flat profile with rounded edges
- Secure and easy "clip on, clip off" front plate design
- No visible plastic around rockers
- 6/8g grid surface/flush mounting box (MC503)




Cat No.		Description	Inner Carton	Outer Carton
Front Plates - Metal Clad & Brass Georgian				
Metal Clad	Brass Georgian			
GMC1	GNBG1	1 gang	20	200
GMC2	GNBG2	2 gang	20	200
GMC3	GNBG3	3 gang	10	100
GMC4	GNBG4	4 gang	10	100
GMC6	-	6 gang	10	100
GMC8	-	8 gang	10	100

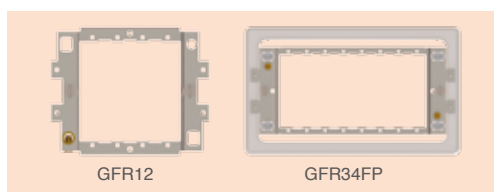
Metal Clad

- Manufactured to BS 5733
- A rugged, scratch resistant range, suitable for everyday use in commercial and industrial environments
- Manufactured in heavy gauge steel and finished with epoxy powder coating

- Front plates match the standard metal clad range Brass Georgian
- Manufactured to BS 5733
- Cast brass plates with a rope effect detail
- 6/8g grid surface/flush mounting box (MC503)



Grid Frames				
Nexus & Metal Clad	Screwless Flat Plate Only			
GFR12	GFR12FP	1 & 2 gang	20	200
GFR34	GFR34FP	3 & 4 gang	10	100
(Use-2xGFR34)	GFR68FP	6 & 8 gang	5	50



- GFR12/34**
- These frames are for all screwed plate versions
 - Universal frame for Metal Clad, White Moulded, Nexus Metal & Brass front plates
 - Frames are supplied with spacers for use with the Metal Clad front plates

- GFR12/34/68FP**
- These frames are for the screwless Flatplate versions
 - Fixed integrated plastic gasket to protect metal edges from moisture
 - Earth terminal(s) fitted as standard
 - Captive fixing screws for ease of assembly

Boxes				
MC501	Square surface mount box (1g & 2g grid)		10	100
MC502	Rectangular surface mount box (3g & 4g grid)		5	50
MC503	Double metal box - surface or flush mount (6g & 8g grid)		5	50
HGS912	Flush mount box (9g & 12g grid)		5	50

- Fitted with earth terminal



Nexus Grid


Cat No.					Description	Inner Carton	Outer Carton
Rockers							
White	Chrome	Brushed Steel	Black Nickel	Polished Brass			
GRHBW	GRHBPC	GRHBBS	GRHBBN	GRHBPB	Printed - Hob	100pks	1000
GROVW	GROVPC	GROVBS	GROVBN	GROVPB	Printed - Oven	100pks	1000
GRFNW	GRFNPC	GRFNBS	GRFNBN	GRFNPB	Printed - Fan	100pks	1000
GRMMW	GRMMPC	GRMMBS	GRMMBN	GRMMPB	Printed - Washing Machine	100pks	1000
GRTDW	GRTDPC	GRTDBS	GRTDBN	GRTDPB	Printed - Tumble Dryer	100pks	1000
GRFDW	GRFDPC	GRFDBS	GRFDBN	GRFDPB	Printed - Fridge	100pks	1000
GRFW	GRFZPC	GRFZBS	GRFZBN	GRFZPB	Printed - Freezer	100pks	1000
GRBLW	GRBLPC	GRBLBS	GRBLBN	GRBLPB	Printed - Boiler	100pks	1000
GRMWW	GRMWPC	GRMWBS	GRMWBN	GRMWPB	Printed - Microwave	100pks	1000
GRCHW	GRCHPC	GRCHBS	GRCHBN	GRCHPB	Printed - Cooker Hood	100pks	1000
GRWHW	GRWHPC	GRWHBS	GRWHBN	GRWHPB	Printed - Water Heater	100pks	1000
GRWDISW	GRWDISPC	GRWDISBS	GRWDISBN	GRWDISPB	Printed - Waste Disposal	100pks	1000
GRACW	GRACPC	GRACBS	GRACBN	GRACPB	Printed - Air Conditioning	100pks	1000
GRDWW	GRDWPC	GRDWBS	GRDWBN	GRDWPB	Printed - Dish Washer	100pks	1000
GRBELLW	GRBELLPC	GRBELLBS	GRBELLBN	GRBELLPB	Printed - Bell Symbol	100pks	1000
GRFFW	GRFFPC	GRFFBS	GRFFBN	GRFFPB	Printed - Fridge Freezer	100pks	1000
GRHTW	GRHTPC	GRHTBS	GRHTBN	GRHTPB	Printed - Heater	100pks	1000
GRUPW	GRUPPC	GRUPBS	GRUPBN	GRUPPB	Unprinted Rocker	100pks	1000
GRUPG	-	-	-	-	Unprinted Graphite Rocker (Part M)	100pks	1000



- White Rockers - Markings Printed
- Metal Rockers - Markings Embossed
- Supplied in packs of 10

Replacement/Interchangeable Rockers

Replacement rockers - Switch modules are supplied with plain rockers, however a selection of pre-printed rockers are available.



To replace:

- Remove existing rocker by inserting screwdriver under rocker cap and lifting.
- Position replacement cap into aperture and clip into place ensuring text is correctly aligned in relationship to top of module.

Step 1

Fit and secure appropriate mounting box and frame. Please see Note 1 for additional assembly instructions required that are relevant to the plate type being installed -

- Pull cabling through frame and strip insulation accordingly.
- Ensure an earth connection between frame and box (if required).
- Systematically terminate cables into each module.



Step 2

To fit module to frame -

- Locate groove in lower edge of module over lower edge of aperture in frame and pivot upwards locating the pegs on the module into holes in frame and clip into place.
- It is recommended to decorate wall before fixing front-plate.
- Attach front-plate using fixing screws provided or push for secure clip-on. For Screwless front-plates please see Note 2 for additional assembly instructions.



Note 1

For **White Moulded**, **Nexus Metal** and **Brass Georgian** - remove the two plastic spacers and discard. For **Metal Clad** and **Grid** - bend the four lugs down where indicated by the V notches and ensure plastic spacers are fitted.

The position of the frame in relationship to the wall can be adjusted by the two captive fixing screws.

For Decorative **Flatplate** - Before fixing the frame to the wall ensure that the gasket supplied is correctly positioned between the frame and the wall.



Note 2

Decorative **Flatplate** - When fitting ONE or THREE modules to the screwless Flatplate grid frame, the blanking strips supplied must be fitted either side of the module(s) to prevent access to the wiring.

Frontplate - should be fitted with the removable notch located over the angled face of the gasket in the lower right hand corner.

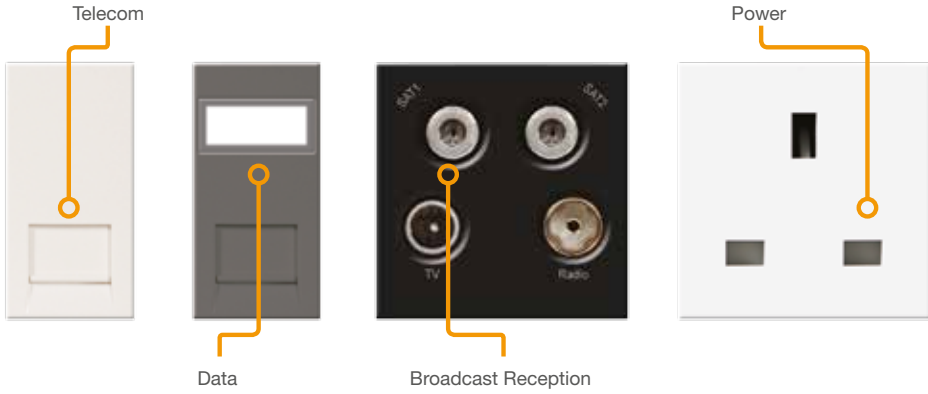




Euro Module Wiring Accessories

A flexible range of plates and interchangeable modules, available in varied finishes and profiles

Euro Module



Front Plates	52
TV/Radio/Sat	53
Blank Modules	53
Telephone & Data	54
Power Modules	54
Key Card Switch	55
HDMI Outlet	56
Outlet Modules	56
Combination Plate	56
Range Extension	57

Quick and easy to install



- Step 1** _____
Screw the plate to mounting box
- Step 2** _____
Wire the modules
- Step 3** _____
Click modules into place

Euro Module

Cat No.				Description	Inner Carton	Outer Carton
---------	--	--	--	-------------	--------------	--------------

Front Plates - Nexus Moulded, Metal Clad, Brass Georgian & Brushed Steel

Nexus Moulded	Metal Clad	Brass Georgian	Brushed Steel			
8EMS1	MC5EMS1	NBGEMS1	SBSEMS1	1 module - square	20	200
8EMS2	MC5EMS2	NBGEMS2	SBSEMS2	2 module - square	10	100
8EMR4	MC5EMR4	NBGEMR4	SBSEMR4	4 module - rectangular	10	100
8EM8	-	-	-	2 x 4 Module, double stack plate	10	100

- Manufactured to BS 5733

- Earth terminal fitted to metal front plates

- Aperture Sizes: 1 Module = 25 x 50mm, 2 Module = 50 x 50mm, 4 Module = 100 x 50mm



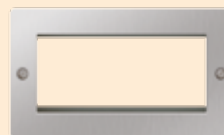
8EMS1



NBGEMR4



MC5EMS1




SBSEMR4

Front Plates - Nexus Metal

Brushed Steel	Polished Chrome	Polished Brass	Black Nickel			
NBSEMS1	NPCEMS1	NPBEMS1	NBNEMS1	1 module - square	20	200
NBSEMS2	NPCEMS2	NPBEMS2	NBNEMS2	2 module - square	10	100
NBSEMR4	NPCEMR4	NPBEMR4	NBNEMR4	4 module - rectangular	10	100



NBSEMS2



NPCEMR4



NPBEMS1

- Manufactured to BS 5733

- Fitted with earth terminal

- Aperture sizes: 1 Module = 25 x 50mm, 2 Module = 50 x 50mm, 4 Module = 100 x 50mm

Front Plates - Screwless Flatplate

Brushed Steel	Polished Chrome	Polished Brass	Black Nickel			
FBSEMS1	FPCEMS1	FPBEMS1	FBNEMS1	1 module - square	20	200
FBSEMS2	FPCEMS2	FPBEMS2	FBNEMS2	2 module - square	10	100
FBSEMR4	FPCEMR4	FPBEMR4	FBNEMR4	4 module - rectangular	10	100

- Manufactured to BS 5733

- Fitted with earth terminal

- Aperture sizes: 1 Module = 25 x 50mm, 2 Module = 50 x 50mm, 4 Module = 100 x 50mm




FBSEMS2



FPCEMS2




FPBEMS1




FBNEMR4

Front Plates - Spring Hinged Cover

SBSEMS2/FR	Brushed Steel 2 module - square	10	100
SBSEMR4/FR	Brushed Steel 4 module - rectangular	10	100




SBSEMS2/FR



SBSEMR4/FR

- Ideal for floor sockets

Cat No.			Size	Description	Inner Carton	Outer Carton
TV, Radio & Satellite Modules - Screened Outlets						
White	Grey	Black				
EMTVFW	EMTVFG	EMTVFB	1M	IEC - Female (Return)	10	100
EMTMVW	EMTMVG	EMTMVB	1M	IEC - Male	10	100
EMSATW	EMSATG	EMSATB	1M	Satellite - Female	10	100
EMTVSATW	EMTVSATG	EMTVSATB	2M	TV and Satellite - IEC Male + SAT-F Female	10	100
EMTVFMW	EMTVFMG	EMTVFMB	2M	TV and Radio - TV IEC Male + Radio IEC Female	10	100
EMTVFMSATW	EMTVFMSATG	EMTVFMSATB	2M	TV, Radio, Satellite - TV IEC Male + Radio IEC Female + SAT-F Female	10	100
EMTVFMSAT2W	EMTVFMSAT2G	EMTVFMSAT2B	2M	TV, Radio, Dual Satellite Module - TV IEC Male + Radio IEC Female + Dual SAT-F Female	10	100



- Manufactured to BS5733
- Aperture sizes: 1M = 25 x 50mm, 2M = 50 x 50mm

Module Description	Frequency Range (Mhz)	Insertion Loss (dB)
Technical Information - Screened Outlets		
1 gang TV Module - IEC Male/Female	0 - 862	0.5
2 gang TV & Satellite Module - IEC Male + SAT-F Female	TV - 5-68, 470-862, SAT - 950-2400	TV - 1.0, SAT - 2.0
3 gang TV, Radio & Satellite Module - TV IEC Male + Radio IEC Female + SAT-F Female	TV - 5-68, 470-862, Radio - 88-230 SAT - 950-2400	TV - 1.0, Radio - 1.0 SAT - 2.0
1 gang Satellite Module - SAT-F Female	0-2400	2.0
2 gang TV & Radio Module - TV IEC Male + Radio IEC Female	TV - 5-68, 470-862 Radio - 88-108	TV - 1.0, Radio - 1.0
4 gang TV, Radio & Dual Satellite Module - TV IEC Male + Radio IEC Female + Dual SAT-F Female	TV - 5-68, 470-862, Radio - 88-230 SAT1 - 950-2400, SAT2 - 0-2400	TV - 1.0, Radio - 1.0 SAT1 - 2.0, SAT2 - 2.0

Blank Modules					10pks	100pks
EMBLKW	EMBLKG	EMBLKB	½ M (each)	Blank (2pcs)	-	-
-	-	EMBLK1W	1M	Blank (1pc)	-	-



- Aperture sizes: ½M = 12.5 x 50mm

USB Charger Modules						
EMUSBW	EMUSBB	EMUSBG	2M	2.1A USB Charger - 1 port	-	-



- The USB charger is suitable for charging portable electronic devices via a USB 2.0 type A plug
- Total charger output current is 2.1A. This can be delivered from one socket or divided between the two as required and controlled by the devices being charged
- Manufactured to IEC 61558-2-16
- Terminal capacity 1 x 2.5mm² or 1 x 4.0mm²
- Minimum box depth 35mm
- Requires 2 module front plate (see page 24)


Cat No.			Size	Description	Inner Carton	Outer Carton
TV, Radio & Satellite Modules - Non-Screened Outlets						
White	Grey	Black				
EMNSTVW	EMNSTVG	EMNSTVB	1M	Co-ax Connection	10	100
EMNSITVW	EMNSITVG	EMNSITVB	1M	Co-ax (Isolated) Connection	10	100
EMNSSATW	EMNSSATG	EMNSSATB	1M	Satellite Connection - Female	10	100

• Manufactured to BS5733

• Aperture sizes: 1M = 25 x 50mm



Telecom & Data Modules						
EMBTMSW	EMBTMSG	EMBTMSB	1M	Telephone - BT Master (Screw)	10	100
EMBTMIW	EMBTMIG	EMBTMIB	1M	Telephone - BT Master (IDC)	10	100
EMBTSSW	EMBTSSG	EMBTSSB	1M	Telephone - BT Slave (Screw)	10	100
EMBTSIW	EMBTSIG	EMBTSIB	1M	Telephone - BT Slave (IDC)	10	100
EMRJ11W	EMRJ11G	EMRJ11B	1M	Telephone - RJ11 (Screw)	10	100
EMRJ45C5EW	EMRJ45C5EG	EMRJ45C5EB	1M	Data - RJ45, Cat5e (IDC)	10	100
EMRJ45C6W	EMRJ45C6G	EMRJ45C6B	1M	Data - RJ45, Cat6 (IDC)	10	100




• Manufactured to BS 6312-2 where applicable

• Aperture sizes: 1M = 25 x 50mm


Power Modules						
EMUKSW	EMUKSG	EMUKSB	2M	13A (UK) Unswitched Socket	10	100
EMUNVW	EMUNVG	EMUNVB	2M	Universal Unswitched Socket	10	100
EMEUSW	EMEUSG	EMEUSB	2M	16A 2 Pin Unswitched Socket	10	100
EMSCHSW	EMSCHSG	EMSCHSB	1M	16A Schuko Unswitched Socket	10	100
EM2ASW	EM2ASG	EM2ASB	2M	2A Round Pin Unswitched Socket	10	100
EM5ASW	EM5ASG	EM5ASB	2M	5A Round Pin Unswitched Socket	10	100

• 13A UK socket manufactured to BS 1363-2

• Aperture sizes: 1M = 25 x 50mm, 2M = 50 x 50mm




Cat No.			Size	Description	Inner Carton	Outer Carton
16 Amp Hotel Key Card Switch						
White	Grey	Black				
EMKYCSW	EMKYCSG	EMKYCSB	2M	16 amp key card switch	10	100



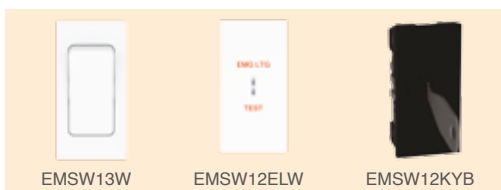
- 50 x 50mm Euro Module
- Load Rating - 1800W for incandescent, 800W for florescent
- 30 second power-off delay
- Locator LED
- Mounting box depth 47mm
- Colour coded terminals with backed-out and captive screws
- Designed and manufactured to BS EN 60669-2-1

Key Controlled Switched Socket						
EMKYSSW	EMKYSSG	EMKYSSB	4M	13 Amp double pole key controlled switched socket	10	100



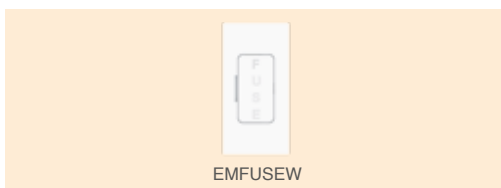
- Manufactured to BS 1363-2, BS EN 60669-1
- Mounting box depth 47mm
- Terminal capacity 3 x 2.5mm², 2 x 4.0mm², 1 x 6.0mm²
- Lockable socket, supplied with two keys
- Double Pole switch

Switch Modules						
EMSW12W	EMSW12G	EMSW12B	1M	20AX 2 Way Switch	10	100
EMSW13W	EMSW13G	EMSW13B	1M	10AX Intermediate Switch	10	100
EMSW12KYW	EMSW12KYG	EMSW12KYB	1M	20AX 2 Way Key Switch	10	100
EMSW12ELW	EMSW12ELG	EMSW12ELB	1M	20AX 2 Way Key Switch - Emergency lighting test	10	100
EMSW30KYW	EMSW30KYG	EMSW30KYB	1M	20A DP Key Switch	10	100
EMSW30W	EMSW30G	EMSW30B	1M	20A DP Switch	10	100



- Terminal capacity 4 x 1.0mm², 4 x 1.5mm², 2 x 2.5mm² & 1 x 4.0mm²
- Manufactured to BS EN 60669-1
- Minimum mounting box depth 25mm

Fused Module						
EMFUSEW	EMFUSEG	EMFUSEB	1M	13A Fused Module	10	100



- Fused Outlets
- Manufactured to BS 1363 Part 4
 - Terminal capacity 3 x 2.5mm², 2 x 4.0mm² & 1 x 6.0mm²
 - Minimum mounting box depth 25mm
 - Clearly marked terminals with backed out captive screws for easy installation

Cat No.			Size	Description	Inner Carton	Outer Carton
RCA x 2 Outlet						
White	Grey	Black				
EMRCA2W	EMRCA2G	EMRCA2B	1M	RCA x 2 outlet	10	100



- Manufactured to BS 5733
- RCA/phono x 2 outlet
- Screw terminals

Flex Outlets						
EMFO			2M	Brush flex outlet	10	100
EM45AFO			2M	45 amp flex outlet	10	100




Brush flex outlet

- Neat and tidy cable outlet
- Ideal for cavity walls

45 amp flex outlet


- M20 cable gland, supplied with 3 way terminal block

HDMI Outlet						
EMHDMIW	EMHDMIG	EMHDMIB	2M	HDMI outlet	10	100



- Manufactured to BS 5733
- Female HDMI outlet, and rear
- 90° connection to help with limited space in wall void
- Suitable for high speed, 3D ready 1.4 HDMI cables

Combination Plate						
822EM4	1 x 2g Socket + 1 x 4 Module Aperture - Nexus Moulded			1	5	
8222EM8	2 x 2g Socket + 2 x 4 Module Aperture - Nexus Moulded			1	5	
NBS222EM8G	2 x 2g Socket + 2 x 4 Module Aperture - Nexus Metal, Brushed steel			1	5	
NPC222EM8W	2 x 2g Socket + 2 x 4 Module Aperture - Nexus Metal, Chrome			1	5	



- Twin earth fitted as standard to allow a double earth facility for installations requiring
- High integrity protective connection Ref. BS 7671:2008
- Manufactured to BS 1363 Part 2
- Terminal capacity 3 x 2.5mm², 3 x 4.0mm² & 2 x 6.0mm²
- Mounting box depth 47mm (HGS07/(04)
- Modules of mains and extra low voltage rating must not be fitted to the same front plate aperture Ref. BS 7671:2008

Euro Module - Range Extension

A flexible solution of power, data, telephone, television and audio combinations to suit the wide ranging needs of the customer.

- Select the desired combination of front plate and module(s)
- Simple installation, wire the module through the front plate aperture then click the module into place
- Modules of mains and extra low voltage rating must not be fitted to the same front plate aperture Ref. BS 7671:2008

Front Plate



NPCEMR4

Module(s)

+



EMTVFMSAT2W



EMNSSATW



EMBTMSW

Finish

=

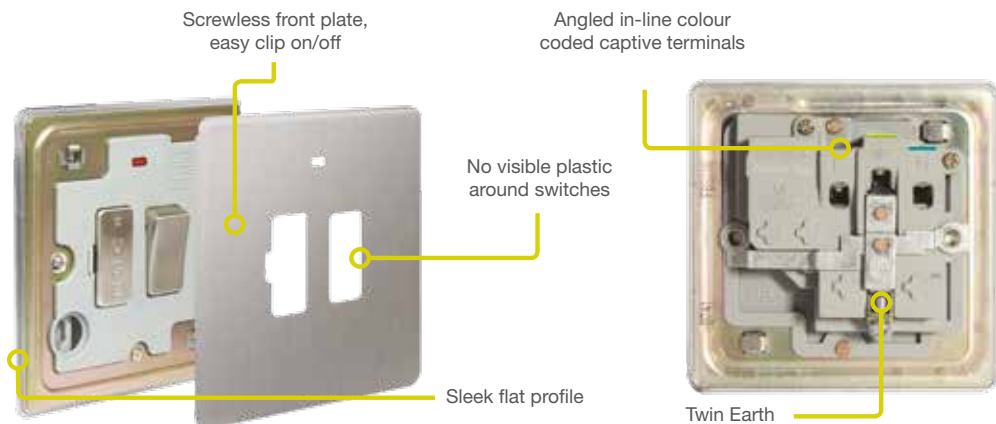




Flatplate Wiring Accessories

Slimline screwless and screwed accessories
available in a range of decorative metal finishes

Features & Finishes



USB Sockets	60
Switches & Sockets	62
FCUs	64
45 Amp Switches	64
Co-ax/Sat/Tel/Data	65
Shaver Socket	66
Blank Plates	66
Front Plates	67
Accessories	67

Nexus Screwless Flatplate is available in four stocked finishes



Brushed Steel



Polished Chrome



Black Nickel



Polished Brass

For specification projects, BG can offer a wider selection of finishes. Or, if the project demands, any finish can be created to suit the requirement. Examples include:



Matt Black



Antique Brass



Cream




Pearl Nickel

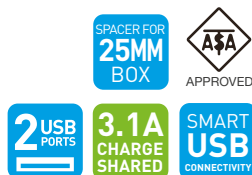
Flatplate Screwless

- Twin earth fitted as standard to allow a double earth facility for installations requiring high integrity protective connection Ref. BS 7671:2008
- Manufactured to BS 5733 and BS EN 60930
- Terminal capacity 3 x 2.5mm², 3 x 4.0mm² & 2 x 6.0mm²
- Ideal for charging iPad, iPhone, tablets, mobiles, cameras and more
- 35mm box required. (Supplied with optional 10mm spacer for 25mm box retrofit)
- 10 year guarantee


Cat No.				Description	Inner Carton	Outer Carton
13 Amp Switched Socket with USB Charger - 2x Outlets 2.1A						
Brushed Steel	Polished Chrome	Black Nickel	Polished Brass			
FBS21UW	FPC21UW	-	-	1 gang socket + 2 x USB (2.1A), White Insert	5	50
FBS21UG	FPC21UG	-	-	1 gang socket + 2 x USB (2.1A), Grey Insert	5	50
-	-	FBN21UB	-	1 gang socket + 2 x USB (2.1A), Black Insert	5	50



13 Amp Switched Socket with USB Charger - 2x Outlets 3.1A						
Brushed Steel	Polished Chrome	Black Nickel	Polished Brass			
FBS22U3W	FPC22U3W	-	-	2 gang socket + 2 x USB (3.1A), White Insert	5	50
FBS22U3G	FPC22U3G	-	-	2 gang socket + 2 x USB (3.1A), Grey Insert	5	50
-	-	FBN22U3B	-	2 gang socket + 2 x USB (3.1A), Black Insert	5	50




13 Amp Switched Socket with USB Charger - 4x Outlets 4.2A						
Brushed Steel	Polished Chrome	Black Nickel	Polished Brass			
FBS24U4G	-	-	-	2 gang socket + 4 x USB (2.1A), Grey Insert	5	50
-	FPC24U44W	-	-	2 gang socket + 4 x USB (2.1A), White Insert	5	50
-	-	FBN24U44B	-	2 gang socket + 4 x USB (2.1A), Black Insert	5	50





USB Beautiful

Free your sockets
and charge all your devices



SPACER FOR
25MM
BOX

Single or
double sockets



Flatplate Screwless

Cat No.				Description	Inner Carton	Outer Carton
13 Amp Socket Outlets						
Brushed Steel	Polished Chrome	Black Nickel	Polished Brass			
FBS21G	FPC21G	FBN21B	FPB21B	1 gang, switched	10	100
-	FPC21W	-	-		10	100
FBS22G	FPC22G	FBN22B	FPB22B	2 gang, switched	5	50
-	FPC22W	-	-		5	50

- Twin earth fitted as standard to allow a double earth facility for installations requiring high integrity protective connection Ref. BS 7671:2008

- Manufactured to BS 1363 Part 2
- Minimum mounting box depth 25mm
- Terminal capacity 3 x 2.5mm², 3 x 4.0mm² & 2 x 6.0mm²



10 Amp 10AX Switches

Brushed Steel	Polished Chrome	Black Nickel	Polished Brass			
FBS12	FPC12	FBN12	FPB12	1 gang, 2 way	10	100
FBS13	FPC13	FBN13	FPB13	Intermediate	10	100
FBS14	FPC14	FBN14	FPB14	Bell push switch**	10	100
FBS15	FPC15	FBN15	FPB15	3 pole fan isolator	10	100
FBS42	FPC42	FBN42	FPB42	2 gang, 2 way	10	100
FBS43	FPC43	FBN43	FPB43	3 gang, 2 way	10	100
FBS44	FPC44	FBN44	FPB44	4 gang, 2 way	5	50
FBS46	FPC46	FBN46	FPB46	6 Gang, 2 Way	5	50

- All switches 10 Amp, 10AX inductive rated
- Captive terminal screws
- Terminal capacity 4 x 1.0mm², 4 x 1.5mm², 2 x 2.5mm² & 1 x 4.0mm²
- Plate switches manufactured to BS EN 60669-1, fan isolator to IEC 60669-2-4

- Minimum mounting box depth:
1 & 2 gang 16mm
3, 4 & 6 gang 25mm

**Bell push switch available made to order, contact Customer Services for details



10AX Toggle Switches

- 1 & 2 gang
- Available for projects
- Subject to conditions




Cat No.				Description	Inner Carton	Outer Carton
20 Amp Double Pole Switches						
Brushed Steel	Polished Chrome	Black Nickel	Polished Brass			
FBS31	FPC31	FBN31	FPB31	20A DP with power indicator	10	100



- 20 Amp terminal capacity 3 x 1.5mm²
- Colour coded terminals with captive angled screws
- Manufactured to BS EN 60669-1
- Minimum mounting box depth 25mm



Round Pin and Export Socket Outlets						
FBS28G	FPC28G	FBN28B	FPB28B	2A unswitched socket round pin	10	100
-	FPC28W	-	-			
FBS29G	FPC29G	FBN29B	FPB29B	5A unswitched socket round pin	10	100
-	FPC29W	-	-			
FBS27G	FPC27G	FBN27B	FPB27B	13A 1 gang universal with power indicator	10	100
-	FPC27W	-	-			
FBS99G	FPC99G	FBN99B	FPB99B	15A 1 gang switched socket	10	100
-	FPC99W	-	-			
FBS98G	FPC98G	FBN98B	FPB98B	16A 2 gang unswitched Euro socket	10	100
-	FPC98W	-	-			



- 2/5/15A Manufactured to BS 546
- Mounting box depth:
13A & 15A 35mm
2A, 5A & 16A 25mm

Flatplate Screwless

Cat No.				Description	Inner Carton	Outer Carton
13 Amp Fused Connection Units						
Brushed Steel	Polished Chrome	Black Nickel	Polished Brass			
FBS50	FPC50	FBN50	FPB50	13A switched	10	100
FBS52	FPC52	FBN52	FPB52	13A switched with power indicator	10	100
FBS53	FPC53	FBN53	FPB53	13A switched with power indicator and cable outlet	10	100
FBS54	FPC54	FBN54	FPB54	13A unswitched	10	100
FBS55	FPC55	FBN55	FPB55	13A unswitched with cable outlet	10	100

- Manufactured to BS 1363 Part 4
- Angled colour coded terminals with captive screws
- Minimum mounting box depth 35mm
- Terminal capacity 3 x 2.5mm², 2 x 4.0mm² & 1 x 6.0mm²



APPROVED



FBS50



FPC55



FBN54



FPB53

45 Amp Double Pole Switches						
Brushed Steel	Polished Chrome	Black Nickel	Polished Brass			
FBS70G	FPC70G	FBN70B	FPB70B	With 13A socket & power indicator	5	50
-	FPC70W	-	-		5	50
FBS72	FPC72	FBN72	FPB72	Double plate, with power indicator	5	50
FBS74	FPC74	FBN74	FPB74	Single plate, with power indicator	10	50

- Cooker Control Units manufactured to BS4177, Double Pole Switches to BS EN 60669-1
- L & N terminal capacity 4 x 4.0mm², 3 x 6.0mm² & 1 x 16.0mm²
- Minimum mounting box depth 47mm



APPROVED



FBS72



FPC70G



FBN70B



FPB74

INSERT COLOURS: Brushed Steel = Grey Polished Chrome = White (W) and Grey (G) Black Nickel = Black Polished Brass = Black

Fan Controller						
Brushed Steel	Polished Chrome	Black Nickel	Polished Brass			
FBS87	FPC87	FBN87	FPB87	1 gang, 1 way rotary, 100W	10	100

- Manufactured to BS EN 60669-2-1
- Minimum mounting box depth 35mm



FBS87



FPC87



FBN87



FPB87

Cat No.				Description	Inner Carton	Outer Carton
Co-Axial and Satellite Sockets						
Brushed Steel	Polished Chrome	Black Nickel	Polished Brass			
FBS60	FPC60	FBN60	FPB60	Co-axial socket, 1 gang	10	100
FBS61+	FPC61+	FBN61+	FPB61+	Co-axial socket, 2 gang	10	100
FBS62 ⁺	FPC62 ⁺	FBN62 ⁺	FPB62 ⁺	Isolated co-axial socket, 1 gang	EM	-
FBS63 ⁺	FPC63 ⁺	FBN63 ⁺	FPB63 ⁺	Isolated co-axial socket, 2 gang	EM	-
FBS64 ⁺	FPC64 ⁺	FBN64 ⁺	FPB64 ⁺	Satellite socket, 1 gang	EM	-
FBS65+	FPC65+	FBN65+	FPB65 ⁺	Satellite and co-axial socket, 2 gang	10	100
FBS66+	FPC66+	FBN66+	FPB66 ⁺	Diplex TV/FM socket, 2 gang	10	100
FBS67+	FPC67+	FBN67+	FPB67 ⁺	Triplex TV/FM/Sat - Screened	10	100
FBS68+	FPC68+	FBN68+	FPB68 ⁺	Triplex TV/FM/Sat + Return & 1 gang Tel - Screened	5	50
FBS69 ⁺	FPC69 ⁺	FBN69 ⁺	FPB69 ⁺	Quadplex TV/FM/Sat (x2) + Return & 1 gang Tel - Screened	EM	-

- EM = Euro Module configuration
- ⁺ Supplied as kit of Euro Module components
- TV/FM mounting box depth 25mm, Triplex 35mm

- Insert colours -
 Polished Chrome = White, Brushed Steel = Grey
 Black Nickel = Black, Polished Brass = Black



* See our Euro Module range for further Telecom, Data and Co-axial Options



Telephone and Data Outlets						
Brushed Steel	Polished Chrome	Black Nickel	Polished Brass			
FBSBTM1	FPCBTM1	FBNBTM1	FPBBTM1	Telephone master, 1 gang	10	100
FBSBTM2 ⁺	FPCBTM2 ⁺	FBNBTM2 ⁺	FPBBTM2 ⁺	Telephone master, 2 gang	10	100
FBSBTS1	FPCBTS1	FBNBTS1	FPBBTS1	Telephone slave, 1 gang	10	100
FBSBTS2 ⁺	FPCBTS2 ⁺	FBNBTS2 ⁺	FPBBTS2 ⁺	Telephone slave, 2 gang	10	100
FBSRJ111	FPCRJ111	FBNRJ111	FPBRJ111	RJ11 socket, 1 gang	10	100
FBSRJ112 ⁺	FPCRJ112 ⁺	FBNRJ112 ⁺	FPBRJ112 ⁺	RJ11 socket, 2 gang	10	100
FBSRJ451	FPCRJ451	FBNRJ451	FPBRJ451	RJ45 data outlet socket, 1 gang	10	100
FBSRJ452 ⁺	FPCRJ452 ⁺	FBNRJ452 ⁺	FPBRJ452 ⁺	RJ45 data outlet socket, 2 gang	10	100

- ⁺ Supplied as kit of Euro Module components
- Minimum mounting box depth 35mm
- Manufactured to BS 6312 Part 2 where applicable

- Modules available to make up any combination of RJ11, BT and RJ45



* See our Euro Module range for further Telecom, Data and Co-axial Options



Flatplate Screwless

Cat No.				Description	Inner Carton	Outer Carton
Dimmer Switches - Push On/Off						
Brushed Steel	Polished Chrome	Black Nickel	Polished Brass			
FBS81P	FPC81P	FBN81P	FPB81P	1 gang, 2 way, 400W	10	100
FBS82P	FPC82P	FBN82P	FPB82P	2 gang, 2 way, 400W	10	100
FBS83P	FPC83P	FBN83P	FPB83P	3 gang, 2 way, 400W	5	50
FBS84P	FPC84P	FBN84P	FPB84P	4 gang, 2 way, 400W	5	50
FBS85P	FPC85P	FBN85P	FPB85P	1 gang, 1,000W - square plate (export only)	10	100

- Manufactured to BS EN 60669-2-1
- Minimum mounting box depth 25mm
- 10mm spacer available to provide additional wiring space (817 - Sq, 818 - Rect)

- Suitable for compact fluorescent lamps (CFL) and LED Dimming
- LED & CFL dimming compatible. Features adjustable minimum level to adjust low level output & stabilise load.



FBS81P

FPC82P

FBN83P

FPB84

Shaver Socket

Brushed Steel	Polished Chrome	Black Nickel	Polished Brass			
FBS20G	FPC20W	FBN20B	FPB20B	115/230V dual voltage	5	30
-	FPC20G	-	-	115/230V dual voltage	5	30

- Terminal capacity 3 x 2.5mm² & 2 x 4.0mm²
- Minimum mounting box depth 47mm

- Manufactured to BS EN 61558-1 and BS EN 61558-2-5



FBS20G

FPC20W

FBN20B

FPB20B

Blank Plates

Brushed Steel	Polished Chrome	Black Nickel	Polished Brass			
FBS94	FPC94	FBN94	FPB94	1 gang	5	50
FBS95	FPC95	FBN95	FPB95	2 gang	10	100

- Manufactured to BS 5733

- Fitted with Earth terminal



FBS94


FPC94

FBN94

FPB95

Cat No.				Description	Inner Carton	Outer Carton
Euro Module Front Plates						
Brushed Steel	Polished Chrome	Black Nickel	Polished Brass			
FBSEMS1	FPCEMS1	FBNEMS1	FPBEMS1	Single Euro Module, single plate	10	100
FBSEMS2	FPCEMS2	FBNEMS2	FPBEMS2	Twin Euro Module, single plate	10	100
FBSEMR4	FPCEMR3	FBNEMR4	FPBEMR4	Quad Euro Module, double plate	5	50

• Fitted with Earth terminal

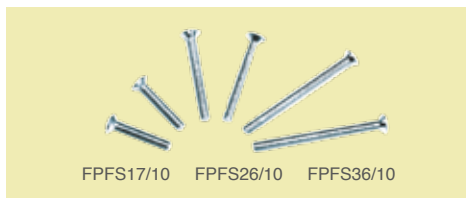


16 Amp Hotel Key Card Switch						
Brushed Steel	Polished Chrome	Black Nickel	Polished Brass			
FBSKYCSG ⁺	FPCKYCSW ⁺	FBNKYCSB ⁺	FPBKYCSB ⁺	16 amp, hotel key card switch	EM	-



- 50 x 50mm Euro module
 - Load Rating - 1800W for incandescent, 800W for florescent
 - 30 second power-off delay
 - Locator LED
 - Mounting box depth 47mm
 - Colour coded terminals with backed-out and captive screws
 - Designed and manufactured to BS EN60669-4
- ⁺ Supplied as kit of Euro Module components

Spare Accessories						
FPFS17/10	M3.5 x 17mm screws, pack of 10				100pks	1000
FPFS26/10	M3.5 x 26mm screws, pack of 10				100pks	1000
FPFS36/10	M3.5 x 36mm screws, pack of 10				100pks	1000



Flatplate Screwless

Euro Module - Range Extension

A flexible solution of power, data, telephone, television and audio combinations to suit the wide ranging needs of the customer.

- Select the desired combination of front plate and module(s)
- Simple installation, wire the module through the front plate aperture then click the module into place
- Modules of mains and extra low voltage rating must not be fitted to the same front plate aperture Ref. BS 7671:2008

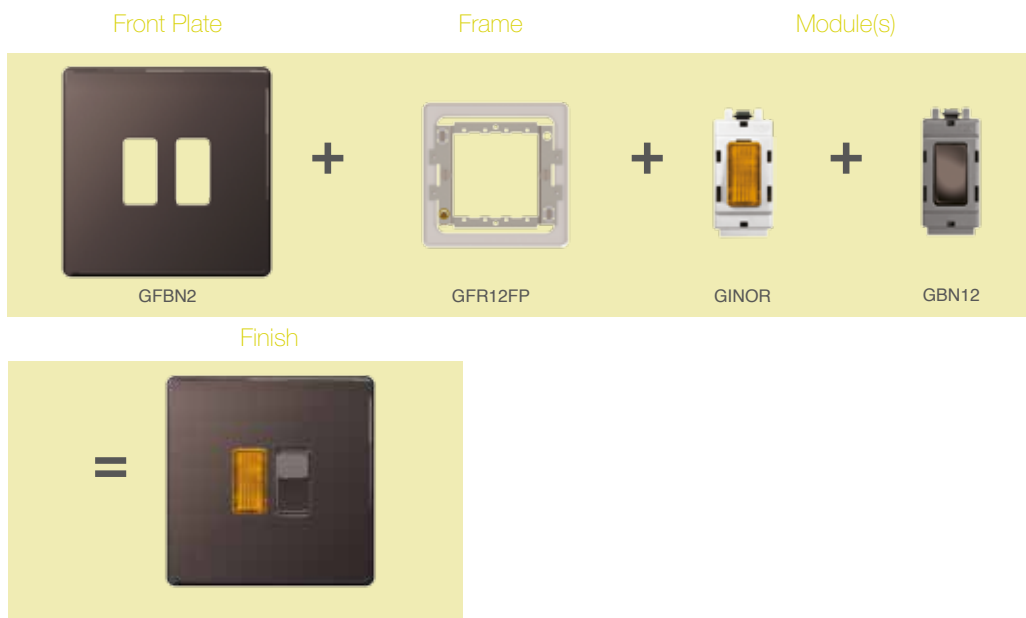


For full information on the Euro Module Range, please see pages 48-55

Grid - Range Extension

A customisable selection of power grid modules that provide a seamless appearance with the associated wiring accessories.

- Select the desired combination of front plate, frame and grid module(s)
- Simple installation, wire the module through the front plate aperture then click the module into place



For full information on Nexus Grid, please see pages 42-49



Cat No.	Description			Inner Carton	Outer Carton
10 Amp 10AX Switches					
Brushed Steel	Polished Chrome	Black Nickel			
SBS12	SPC12	SBN12	1 gang, 2 way	10	100
SBS13	SPC13	SBN13	Intermediate	10	100
SBS15	SPC15	SBN15	3 pole fan isolator	10	100
SBS42	SPC42	SBN42	2 gang, 2 way	10	100
SBS43	SPC43	SBN43	3 gang, 2 way	10	100

- All switches 10 Amp, 10AX inductive rated
- Captive terminal screws
- Terminal capacity 4 x 1.0mm², 4 x 1.5mm², 2 x 2.5mm² & 1 x 4.0mm²

- Plate switches manufactured to BS EN 60669-1, fan isolator to IEC 60669-2-4
- Minimum mounting box depth 16mm



13 Amp Socket Outlets					
SBS21G	SPC21G	SBN21G	1 gang	10	100
SBS22G	SPC22G	SBN22G	2 gang	5	50



- Manufactured to BS 1363 part 2
- Twin earth fitted as standard to allow double earth facility for installations requiring high integrity protective connection Ref. BS 7671:2008
- Minimum mounting box depth 25mm
- Terminal capacity 3 x 2.5mm², 3 x 4.0mm² & 2 x 6.0mm²




Cat No.			Description	Inner Carton	Outer Carton
13 Amp Switched Socket with USB Charger					
Brushed Steel	Polished Chrome	Black Nickel			
SBS22U3G	SPC22U3W	SBN22U3B	2 gang SP, switched, outboard rockers + 2 x USB (3.1A)	10	100



- 2 x Type A USB sockets - 2.1A total output, 5V
- Charges iPad, iPhone, tablets, mobiles, cameras and more
- Terminal capacity 3 x 2.5mm², 3 x 4.0mm² & 2 x 6.0mm²
- Minimum mounting box depth 25mm - ideal for retrofit
- Twin earth fitted as standard to allow a double earth facility for installations requiring high integrity protective connection Ref. BS 7671:2008
- Manufactured to BS 5733 and BS EN 60950
- Supplied with a 10mm spacer for 25mm wall box installation




20 Amp Double Pole Switches				Inner Carton	Outer Carton
SBS31	SPC31	SBN31	20A DP switch with power indicator	10	100



- 20 Amp Terminal capacity 3 x 1.5mm²
- Colour coded terminals with captive angled screws
- Manufactured to BS EN 60669-1
- Minimum mounting box depth 25mm



13 Amp Fused Connection Units				Inner Carton	Outer Carton
SBS52	SPC52	SBN52	Switched with power indicator	10	100
SBS54	SPC54	SBN54	Unswitched with power indicator	10	100



- Manufactured to BS 1363 part 4
- Angled colour coded terminals with captive screws
- Minimum mounting box depth 35mm
- Terminal capacity 3 x 2.5mm², 2 x 4.0mm² & 1 x 6.0mm²




45 Amp Double Pole Switches				Inner Carton	Outer Carton
SBS70G	SPC70W	SBN70B	Switched with 13A socket & power indicator	5	50
SBS72	SPC72	SBN72	Switched with power indicator, double plate	5	50
SBS74	SPC74	SBN74	Switched with power indicator, single plate	10	100

- Manufactured to BS 4177 and BS EN 60669-1
- Minimum mounting box depth 47mm
- Cooker Control Units manufactured to BS4177, Double Pole Switches to BS EN 60669-1
- L & N terminal capacity 4 x 4.0mm², 3 x 6.0mm² & 1 x 16.0mm²



Cat No.	Description	Inner Carton	Outer Carton
13 Amp Floor Socket Outlets			
SBS23G/FR	1 gang	10	100
SBS24G/FR	2 gang	5	50



- With spring hinged cover
- Manufactured to BS 1363 part 2
- Twin earth fitted as standard to allow a double earth facility for installations requiring high integrity protective connection Ref. BS 7671:2008
- Minimum mounting box depth 25mm
- Terminal capacity 3 x 2.5mm², 3 x 4.0mm² & 2 x 6.0mm²

Co-Axial And Satellite Sockets					
Brushed Steel	Polished Chrome	Black Nickel			
SBS60	SPC60	SBN60	Co-axial socket 1 gang	10	100



- Minimum mounting box depth 25mm
- Manufactured to BS 5733 where applicable
- * See our Euro Module range for further Telecom, Data and Co-axial options



Telephone Outlets					
SBSBTM1	SPCBTM1	SBNBTM1	Telephone master 1 gang	10	100
SBSBTS1	SPCBTS1	SBNBTS1	Telephone slave 1 gang	10	100



- Minimum mounting box depth 35mm
- Manufactured to BS 6312
- * See our Euro Module range for further Telecom, Data and Co-axial options



Dimmer Switches - Push On/Off					
SBS81P	SPC81P	SBN81P	1 gang, 2 way, 400W	10	100
SBS82P	SPC82P	SBN82P	2 gang, 2 way, 400W	10	100



- Manufactured to BS EN 60669-2-1
- Minimum mounting box depth 25mm
- 10mm spacer available to provide additional wiring space (817 - Sq, 818 - Rect)
- Suitable for compact fluorescent lamps (CFL) and LED Dimming
- There can be issues with dimming CFL and LED lamps at a low lighting level. The Nexus dimmer products have an adjustable minimum level feature which can be used to adjust the lighting output at a low level, to stabilise the load.



Flatplate Screwed

Cat No.			Description	Inner Carton	Outer Carton
Shaver Socket					
Brushed Steel	Polished Chrome	Black Nickel			
SBS20G	SPC20G	SBN20G	Shaver socket 115/230V dual voltage	5	30



- Manufactured to BS EN 61558-1 and BS EN 61558-2-5
- Terminal capacity 3 x 2.5mm² & 2 x 4.0mm²
- Minimum mounting box depth 47mm



Blank Plates					
SBS94	SPC94	SBN94	1 gang	10	100
SBS95	SPC95	SBN95	2 gang	5	50



- Manufactured to BS 5733
- Fitted with Earth terminal




Euro Module Front Plates					
SBSEMS1	SPCEMS1	SBNEMS1	Single Euro Module, single plate	10	100
SBSEMS2	SPCEMS2	SBNEMS2	Twin Euro Module, single plate	10	100
SBSEMR4	SPCEMR4	SBNEMR4	Quad Euro Module, double plate	5	50

- Manufactured to BS 5733
- Fitted with Earth terminal



Spring Hinged Cover Euro Module Front Plates					
SBSEMS2/FR	Brushed Steel 2 module - square			10	100
SBSEMR4/FR	Brushed Steel 4 module - rectangular			10	100



- Ideal for floor sockets

Cat No.	Description	Inner Carton	Outer Carton
13 Amp Double Pole Key Controlled Socket Outlet SBSKYSWSG ⁺	13A switched socket	EM	-



- Manufactured to BS 1363-2, BS EN 60669-1
- Mounting box depth 47mm
- Terminal capacity: 3 x 2.5mm², 2 x 4.0mm², 1 x 6.0mm²
- Lockable socket, supplied with two keys
- DP switch
- + Supplied as kit of Euro Module components

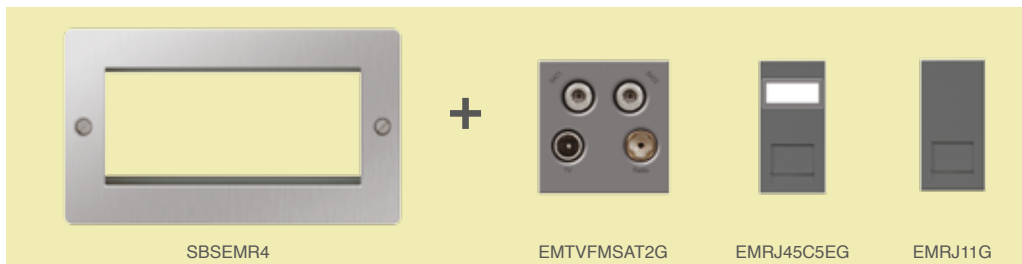
Euro Module - Range Extension

A flexible solution of power, data, telephone, television and audio combinations to suit the wide ranging needs of the customer.

- Select the desired combination of front plate and module(s)
- Simple installation, wire the module through the front plate aperture then click the module into place

Front Plate

Module(s)



Finish




For full information on Euro Modules, please see pages 50-57



Nexus Metal Wiring Accessories

Premium metal accessories, in a range of superior quality finishes that will complement any interior decor

Features & Finishes



Nexus Metal is available in three stocked finishes



Brushed Steel



Polished Chrome



Black Nickel

Extended range of six additional colour finishes now available for sixteen products



Matt Black



Antique Brass



Cream



Pearl Nickel



Brushed Iridium



Gloss White

For specification projects, BG can offer a wider selection of finishes. Or, if the project demands, any finish can be created to suit the requirement.

Nexus Metal

- Ideal for charging iPad, iPhone, tablets, mobiles, cameras and more
- Minimum mounting box depth 25mm - ideal for retrofit.
- Twin earth fitted as standard
- Terminal capacity 3 x 2.5mm², 3 x 4.0mm² & 2 x 6.0mm²
- 10 year guarantee

Cat No.

Description

13 Amp Switched Socket with USB Charger - 2x Outlets 2.1A

Brushed Steel	Polished Chrome	Black Nickel	Antique Brass	Brushed Iridium	Cream	Gloss White	Matt Black	Pearl Nickel	
NBS21UW	NPC21UW	-	-	-	NCR21UW	NPW21UW	-	NPR21UW	1 gang + 2 USB (3.1A), White Insert
NBS21UG	-	-	-	-	-	-	-	-	1 gang + 2 USB (3.1A), Grey Insert
NBS21UB	-	NBN21UB	NAB21UB	NBI21UB	-	-	NMB21UB	-	1 gang + 2 USB (3.1A), Black Insert



NBS21UG



NPC21UW



NBN21UB

FITS
25MM
BOX



2 USB
PORTS

2.1A
CHARGE
SHARED

SMART
USB
CONNECTIVITY

13 Amp Switched Socket with USB Charger - 2x Outlets 3.1A

Brushed Steel	Polished Chrome	Black Nickel	Antique Brass	Brushed Iridium	Cream	Gloss White	Matt Black	Pearl Nickel	
NBS22U3W	NPC22U3W	-	-	-	NCR22U3W	NPW22U3W	-	NPR22U3W	2 gang + 2 USB (3.1A), White Insert
NBS22U3G	-	-	-	-	-	-	-	-	2 gang + 2 USB (3.1A), Grey Insert
NBS22U3B	-	NBN22U3B	NAB22U3B	NBI22U3B	-	-	NMB22U3B	-	2 gang + 2 USB (3.1A), Black Insert



NBS22U3G



NPC22U3W



NBN22U3B

FITS
25MM
BOX



2 USB
PORTS

3.1A
CHARGE
SHARED

SMART
USB
CONNECTIVITY

13 Amp Switched Socket with USB Charger - 2x Outlets 4.2A

Brushed Steel	Polished Chrome	Black Nickel	Antique Brass	Brushed Iridium	Cream	Gloss White	Matt Black	Pearl Nickel	
NBS24U44W	NPC24U44W	-	-	-	-	-	-	-	2 gang + 2 USB (4.2A), White Insert
NBS24U44G	-	-	-	-	-	-	-	-	2 gang + 2 USB (4.2A), Grey Insert
NBS24U44B	-	NBN24U44B	-	-	-	-	-	-	2 gang + 2 USB (4.2A), Black Insert



NBS24U44G



NPC24U44W



NBN24U44B

FITS
25MM
BOX



4 USB
PORTS



4.2A
CHARGE
SHARED

SMART
USB
CONNECTIVITY



USB Beautiful

Free your sockets
and charge all your devices



Single or
double sockets



Cat No.										Description	Inner Carton	Outer Carton
---------	--	--	--	--	--	--	--	--	--	-------------	--------------	--------------

13 Amp Switched Socket Outlets

Brushed Steel	Polished Chrome	Black Nickel	Antique Brass	Brushed Iridium	Cream	Gloss White	Matt Black	Pearl Nickel			
NBS21W	NPC21W	-	-	-	-	-	-	-	1 gang	5	50
NBS21B	-	NBN21B	NAB21B	NBI21B	NCR21B	NPW21B	NMB21B	NPR21B		5	50
NBS21G	-	-	-	-	-	-	-	-			
NBS22W	NPC22W	-	-	-	NCR22W	NPW22W	NMB22W	NPR22W	2 gang	5	50
NBS22B	-	NBN22B	NAB22B	NBI22B	-	-	-	-		5	50
NBS22G	-	-	-	-	-	-	-	-			



NPC21W



NCR22W

- Manufactured to BS 1363 part 2
- Brushed Steel insert colours = White (W), Grey (G) and Black (B)
- Terminal capacity 3 x 2.5mm², 3 x 4.0mm² & 2 x 6.0mm²
- Minimum mounting box depth 25mm
- Twin earth fitted as standard to allow a double earth facility for installations requiring high integrity protective connection Ref. BS 7671:2008



APPROVED

Combination Plate

Brushed Steel	Polished Chrome			
NBS222EM8G	NPC222EM8W	2 x 2g Socket + 2 x 4 Module Aperture		



NBS222GEM8

- Twin earth fitted as standard
- Manufactured to BS 1363 Part 2
- Terminal capacity 3 x 2.5mm², 3 x 4.0mm² & 2 x 6.0mm²
- Mounting box depth 47mm (HGS07/C4)
- Modules of mains and extra low voltage rating must not be fitted to the same front plate aperture Ref. BS 7671:2008

* See our Euro Module range for further Telecom, Data and Co-axial Options - See Pages 50-57

10 Amp 10AX Plate Switches

Brushed Steel	Polished Chrome	Black Nickel	Antique Brass	Brushed Iridium	Cream	Gloss White	Matt Black	Pearl Nickel			
NBS12	NPC12	NBN12	NAB12	NBI12	NCR12	NPW12	NMB12	NPR12	1 gang, 2 way	5	50
NBS13	NPC13	NBN13	NAB13	NBI13	NCR13	NPW13	NMB13	NPR13	intermediate	5	50
NBS14	NPC14	NBN14	-	-	-	-	-	-	bell push **	5	50
NBS15	NPC15	NBN15	-	-	-	-	-	-	3 pole fan isolator	5	50
NBS42	NPC42	NBN42	NAB42	NBI42	NCR42	NPW42	NMB42	NPR42	2 gang, 2 way	5	50
NBS43	NPC43	NBN43	NAB43	NBI43	NCR43	NPW43	NMB43	NPR43	3 gang, 2 way	5	50
NBS44	NPC44	NBN44	-	-	-	-	-	-	4 gang, 2 way	5	50

- Plate switches manufactured to BS EN 60669-1, fan isolator to IEC 60669-2-4.
- Terminal capacity 4 x 1.0mm², 4 x 1.5mm², 2 x 2.5mm² & 1 x 4.0mm²
- Captive terminal screws

- Minimum mounting box depth:
1 & 2 gang 16mm
3 & 4 gang 25mm

**Bell push switch made to order, contact Customer Services for more details



APPROVED



NBS12



NPC42



NAB43

Cat No.			Description	Inner Carton	Outer Carton
Round Pin and Export Socket Outlets					
Brushed Steel	Polished Chrome	Black Nickel			
NBS28W	NPC28W	NBN28B	2A unswitched socket round pin	5	50
NBS28G	-	-			
NBS29W	NPC29W	NBN29B	5A unswitched socket round pin	5	50
NBS29G	-	-			
NBS99W	NPC99W	NBN99B	15A 1 gang switched socket	5	50
NBS99G	-	-			
NBS98W	NPC98W	NBN98B	16A 2 gang unswitched Euro socket	5	50
NBS98G	-	-			



- 2/5/15A Manufactured to BS 546
- Brushed Steel insert colours = White (W) & Grey (G)
- Minimum mounting box depth 25mm



13 Amp Fused Connection Units										
Brushed Steel	Polished Chrome	Black Nickel	Antique Brass	Brushed Iridium	Cream	Gloss White	Matt Black	Pearl Nickel		
NBS50	NPC50	NBN50	NAB50	NBI50	NCR50	NPW50	NMB50	NPR50	Switched	5 50
NBS52	NPC52	NBN52	-	-	-	-	-	-	Switched w/ power indicator	5 50
NBS53	NPC53	NBN53	-	-	-	-	-	-	Switched w/ power indicator & cable outlet	5 50
NBS54	NPC54	NBN54	-	-	-	-	-	-	Unswitched	5 50
NBS55	NPC55	NBN55	-	-	-	-	-	-	Unswitched w/ cable outlet	5 50



- Manufactured to BS 1363 part 4
- Minimum mounting box depth 35mm
- Angled colour coded terminals with captive screws
- Terminal capacity 3 x 2.5mm², 2 x 4.0mm² & 1 x 6.0mm²



Cat No.									Description	Inner Carton	Outer Carton
20 Amp Double Pole Switches											
Brushed Steel	Polished Chrome	Black Nickel	Antique Brass	Brushed Iridium	Cream	Gloss White	Matt Black	Pearl Nickel			
NBS31	NPC31	NBN31	NAB31	NBI31	NCR31	NPW31	NMB31	NPR31	w/ power indicator	5	50



- Manufactured to BS EN 60669-1
- Colour coded terminals with captive angled screws
- Terminal capacity 3 x 2.5mm², 2 x 4.0mm² & 1 x 6.0mm²
- Minimum mounting box depth 25mm



APPROVED

45 Amp Double Pole Switches											
Brushed Steel	Polished Chrome	Black Nickel	Antique Brass	Brushed Iridium	Cream	Gloss White	Matt Black	Pearl Nickel			
NBS70W	NPC70W	NBN70B	NAB70B	NBI70B	NCR70B	NPW70B	NMB70B	NPR70B	w/ 13A socket & power indicators	5	50
NBS70B	-	-	-	-	-	-	-	-			
NBS70G	-	-	-	-	-	-	-	-			
NBS72	NPC72	NBN72	-	-	-	-	-	-	w/ power indicator, double plate	5	50
NBS74	NPC74	NBN74	NAB74	NBI74	NCR74	NPW74	NMB74	NPR74	w/ power indicator, single plate	5	50



- Cooker Control Units manufactured to BS4177, Double Pole Switches to BS EN 60669-1
- Brushed Steel insert colours = White (W), Grey (G) & Black (B)
- L & N terminal capacity 4 x 4.0mm², 3 x 6.0mm² & 1 x 16.0mm²
- E terminal capacity 3 x 4.0mm², 2 x 6.0mm² & 1 x 16.0mm²
- Minimum mounting box depth 47mm



APPROVED

Co-Axial and Satellite Sockets											
Brushed Steel	Polished Chrome	Black Nickel	Antique Brass	Brushed Iridium	Cream	Gloss White	Matt Black	Pearl Nickel			
NBS60	NPC60	NBN60	NAB60	NBI60	NCR60	NPW60	NMB60	NPR60	Co-ax, 1 gang	5	50
NBS61 ⁺	NPC61 ⁺	NBN61 ⁺	-	-	-	-	-	-	Co-ax, 2 gang	EM	-
NBS62 ⁺	NPC62 ⁺	NBN62 ⁺	-	-	-	-	-	-	Isolated co-ax, 1 gang	EM	-
NBS63 ⁺	NPC63 ⁺	NBN63 ⁺	-	-	-	-	-	-	Isolated co-ax, 2 gang	EM	-
NBS64 ⁺	NPC64 ⁺	NBN64 ⁺	-	-	-	-	-	-	Satellite, 1 gang	EM	-
NBS65 ⁺	NPC65 ⁺	NBN65 ⁺	-	-	-	-	-	-	Satellite and co-ax, 2 gang	EM	-
NBS66 ⁺	NPC66 ⁺	NBN66 ⁺	-	-	-	-	-	-	Diplex TV/FM, 2 gang	EM	-
NBS67 ⁺	NPC67 ⁺	NBN67 ⁺	-	-	-	-	-	-	Triplex TV/FM/Sat - Screened	EM	-
NBS68 ⁺	NPC68 ⁺	NBN68 ⁺	-	-	-	-	-	-	Triplex TV/FM/Sat + Return & 1 gang Tel - Screened	EM	-
NBS69 ⁺	NPC69 ⁺	NBN69 ⁺	-	-	-	-	-	-	Quadplex TV/FM/Sat (x2) + Return & 1 gang Tel - Screened	EM	-

* See our Euro Module range for further Telecom, Data and Co-axial Options



- Manufactured to BS 5733
- EM = Euro Module configuration
- + Supplied as kit of Euro Module components
- Co-axial and satellite minimum mounting box depth 25mm
- Insert colours -
Polished Chrome = White, Brushed Steel = Grey
Black Nickel = Black
- Triplex minimum mounting box depth 35mm



APPROVED


Cat No.									Description	Inner Carton	Outer Carton
Telephone and Data Outlets											
Brushed Steel	Polished Chrome	Black Nickel	Antique Brass	Brushed Iridium	Cream	Gloss White	Matt Black	Pearl Nickel			
NBSBTM1	NPCBTM1	NBNBTM1	NABBTM1	NBIBTM1	NCRBTM1	NPWBTM1	NMBBTM1	NPRBTM1	Tel. master, 1 gang	5	50
NBSBTM2 ⁺	NPCBTM2 ⁺	NBNBTM2 ⁺	-	-	-	-	-	-	Tel. master, 2 gang	EM	-
NBSBTS1	NPCBTS1	NBNBTS1	NABBTS1	NBIBTS1	NCRBTS1	NPWBTS1	NMBBTS1	NPRBTS1	Tel. slave, 1 gang	5	50
NBSBTS2 ⁺	NPCBTS2 ⁺	NBNBTS2 ⁺	-	-	-	-	-	-	Tel. slave, 2 gang	EM	-
NBSRJ111	NPCRJ111	NBNRJ111	-	-	-	-	-	-	RJ11, 1 gang	5	50
NBSRJ112 ⁺	NPCRJ112 ⁺	NBNRJ112 ⁺	-	-	-	-	-	-	RJ11, 2 gang	EM	-
NBSRJ451	NPCRJ451	NBNRJ451	-	-	-	-	-	-	RJ45 data, 1 gang	5	50
NBSRJ452 ⁺	NPCRJ452 ⁺	NBNRJ452 ⁺	-	-	-	-	-	-	RJ45 data, 2 gang	EM	-

- Manufactured to BS 6312-2 where applicable
- EM = Euro Module configuration

- + Supplied as kit of Euro Module components
- Minimum mounting box depth 35mm



Fan Controller, 4 speed											
Brushed Steel	Polished Chrome	Black Nickel									
NBS87	NPC87	NBN87	1 gang, 1 way rotary, 100W							5	50



- Manufactured to BS EN 60669-2-1
- Minimum mounting box depth 35mm

Dimmer Switches - Push On/Off											
Brushed Steel	Polished Chrome	Black Nickel	Antique Brass	Brushed Iridium	Cream	Gloss White	Matt Black	Pearl Nickel			
NBS81P	NPC81P	NBN81P	NAB81P	NBIB81P	NCR81P	NPW81P	NMB81P	NPR81P	1 gang, 2 way, 400W	5	50
NBS82P	NPC82P	NBN82P	NAB82P	NBIB82P	NCR82P	NPW82P	NMB82P	NPR82P	2 gang, 2 way, 400W	5	50
NBS83P	NPC83P	NBN83P	-	-	-	-	-	-	3 gang, 2 way, 400W	5	50
NBS84P	NPC84P	NBN84P	-	-	-	-	-	-	4 gang, 2 way, 400W	5	50
NBS85P	NPC85P	NBN85P	-	-	-	-	-	-	1 gang, 1,000W - sq. plate (export only)	5	50

- Manufactured to BS EN 60669-2-1
- Minimum mounting box depth 25mm
- 10mm spacer available to provide additional wiring space (817 - Sq, 818 - Rect)
- Suitable for compact fluorescent lamps (CFL) and LED Dimming

- There can be issues with dimming CFL and LED lamps at a low lighting level. The Nexus dimmer products have an adjustable minimum level feature which can be used to adjust the lighting output at a low level, to stabilise the load.



Nexus Metal

Cat No.									Description	Inner Carton	Outer Carton
Shaver Socket											
Brushed Steel	Polished Chrome	Black Nickel	Antique Brass	Brushed Iridium	Cream	Gloss White	Matt Black	Pearl Nickel			
NBS20G	NPC20W	NBN20B	-	-	-	-	-	-	115/230V dual voltage	5	50
NBS20W	-	-	-	-	-	-	-	-	115/230V dual voltage	5	50
NBS20B	-	-	NAB20B	NBI20B	NCR20B	NPW20B	NMB20B	NPR20B	115/230V dual voltage	5	50

- Manufactured to BS EN 61558-1 and BS EN 61558-2-5
- Terminal capacity 3 x 2.5mm² & 2 x 4.0mm²
- Mounting box depth 47mm

INSERT COLOURS: Polished Chrome = White, Brushed Steel = Grey (G), White (W) & Black (B), Black Nickel = Black



APPROVED



NBS20G

NPC20W

NBN20B

NPR20W

Blank Plates

Brushed Steel	Polished Chrome	Black Nickel			
NBS94	NPC94	NBN94	1 gang		5 50
NBS95	NPC95	NBN95	2 gang		5 50

- Manufactured to BS EN 60670



APPROVED



NBS94

NPC94

NBN94

NBN95


Euro Module Front Plates

Brushed Steel	Polished Chrome	Black Nickel			
NBSEMS1	NPCEMS1	NBNEMS1	Single Euro Module, single plate		10 100
NBSEMS2	NPCEMS2	NBNEMS2	Twin Euro Module, single plate		10 100
NBSEMR4	NPCEMR3	NBNEMR4	Quad Euro Module, double plate		5 50

- Manufactured with Earth Terminal



APPROVED



NBSEMS2

NPCEMR4

NPCEMS1

NBNEMS2

Cat No.			Description	Inner Carton	Outer Carton
16 Amp Hotel Key Card Switch					
Brushed Steel	Polished Chrome	Black Nickel			
NBSKYCSG ⁺	NPCKYCSW ⁺	NBNKYCSB ⁺	16 amp, hotel key card switch	EM	-



- 50 x 50mm Euro module
 - Load Rating - 1800W for incandescent, 800W for florescent
 - 30 second power-off delay
 - Locator LED
 - Mounting box depth 47mm
 - Colour coded terminals with backed-out and captive screws
 - Designed and manufactured to BS EN 60669-2-1
- ⁺ Supplied as kit of Euro Module components

Cat No.	Description	Inner Carton	Outer Carton
13 Amp Double Pole Key Controlled Socket Outlet			
NBSKYWSWG ⁺	13 amp, double pole key controlled socket outlet	EM	-



- Manufactured to BS 1363-2, BS EN 60669-1
 - Mounting box depth 47mm
 - Terminal capacity 3 x 2.5mm², 2 x 4.0mm², 1 x 6.0mm²
 - Lockable socket, supplied with two keys
 - DP switch
- ⁺ Supplied as kit of Euro Module components


Spare Accessories

NFS19/10	M3.5 x 19mm screws, pack of 10 (For Chrome + Steel)	100pks	1000
NFS28/10	M3.5 x 28mm screws, pack of 10 (For Chrome + Steel)	100pks	1000
NFS38/10	M3.5 x 38mm screws, pack of 10 (For Chrome + Steel)	100pks	1000
NFS19/10BN	M3.5 x 19mm screws, pack of 10 (For Black Nickel)	100pks	1000
NFS28/10BN	M3.5 x 28mm screws, pack of 10 (For Black Nickel)	100pks	1000
NFS38/10BN	M3.5 x 38mm screws, pack of 10 (For Black Nickel)	100pks	1000
NFS19/10BR	M3.5 x 19mm screws, pack of 10 (For Brass)	100pks	1000
NFS28/10BR	M3.5 x 28mm screws, pack of 10 (For Brass)	100pks	1000
NFS38/10BR	M3.5 x 38mm screws, pack of 10 (For Brass)	100pks	1000



Euro Module - Range Extension

A flexible solution of power, data, telephone, television and audio combinations to suit the wide ranging needs of the customer.

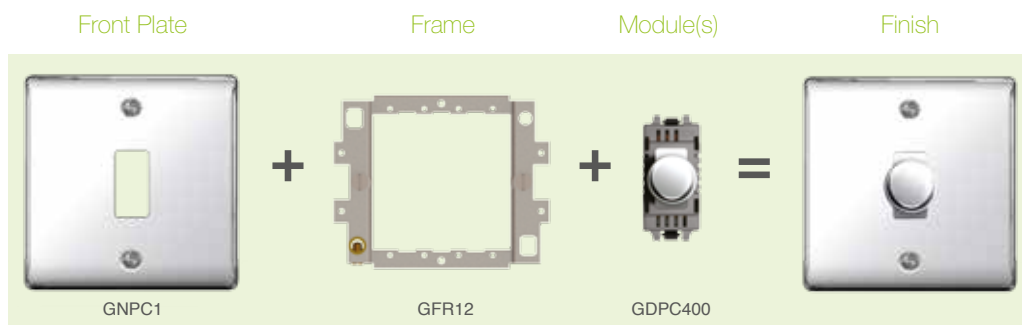


For full information on Euro Modules, please see pages 48-55

Grid - Range Extension

A customisable selection of power grid modules that provide a seamless appearance with the associated wiring accessories.

- Firstly, screw the grid frame to the mounting box and wire the modules
- Then slot the module on to the frame and click into place
- Finally, fit the finished plate




For full information on Nexus Grid, please see pages 50-57



6 Additional finishes available in a limited range of products*

- Finishes: Antique Brass, Brushed Iridium, Cream (chrome rockers), Gloss White (chrome rockers), Matt Black (chrome rockers) & Pearl Nickel
- Modern slim profile
- No visible plastic around switches
- Integral gasket for moisture protection
- Angled in-line colour coded captive terminals

*Additional finish available in sixteen popular products







Brass Georgian Wiring Accessories

Highest quality accessories with a cast brass plate and an attractive Georgian style rope edge design

Brass Georgian




Brass Georgian

Cat No.	Description	Inner Carton	Outer Carton
10 Amp 10AX Plate Switches			
NBG12	10AX plate switch 1 gang, 2 way	5	50
NBG13	10AX plate switch intermediate	5	50
NBG14	Bell push	5	50
NBG15	10AX plate switch 3 pole fan isolator	5	50
NBG42	10AX plate switch 2 gang, 2 way	5	50
NBG43	10AX plate switch 3 gang, 2 way	5	50
NBG44	10AX plate switch 4 gang, 2 way	5	50

- All switches 10 Amp, 10AX inductive rated
- Captive terminal screws
- Terminal capacity 4 x 1.0mm², 4 x 1.5mm², 2 x 2.5mm² & 1 x 4.0mm²
- Plate switches manufactured to BS EN 60669-1, fan isolator to IEC 60669-2-4

- Minimum mounting box depth:
1 & 2 gang 16mm
3, 4 & 6 gang 25mm


**Bell push switch available made to order, contact Customer Services for details



13 Amp Double Pole Socket Outlets				
Black	White			
NBG21B	NBG21W	1 gang 13A switched	5	50
NBG22B	NBG22W	2 gang 13A switched	5	50

- Manufactured to BS 1363 part 2
- Insert colours = White (W) and Black (B)
- Minimum mounting box depth 25mm

- Terminal capacity 3 x 2.5mm², 3 x 4.0mm² & 2 x 6.0mm²
- Twin earth fitted as standard to allow a double earth facility for installations requiring high integrity protective connection Ref. BS 7671:2008



Round Pin and Export Socket Outlets				
Black	White			
NBG28B	NBG28W	2A unswitched socket round pin	5	50
NBG29B	NBG29W	5A unswitched socket round pin	5	50
NBG99B	NBG99W	15A 1 gang switched socket	5	50
NBG98B	NBG98W	16A 2 gang unswitched Euro socket	5	50



- 2A/5A/15A Manufactured to BS 546
- Insert colours = White (W) and Black (B)
- Minimum mounting box depth:
2A, 5A & 16A 25mm
15A 35mm

Cat No.	Description	Inner Carton	Outer Carton
20 Amp Double Pole Switches			
NBG31	20A DP switch with power indicator	5	50



- Manufactured to BS EN 60669-1
- Colour coded terminals with captive angled screws
- Terminal capacity 3 x 2.5mm², 2 x 4.0mm² & 1 x 6.0mm²
- Minimum mounting box depth 25mm

13 Amp Fused Connection Units			
NBG50	13A switched	5	50
NBG52	13A switched with power indicator	5	50
NBG53	13A switched with power indicator and cable outlet	5	50
NBG54	13A unswitched	5	50
NBG55	13A unswitched with cable outlet	5	50

- Manufactured to BS 1363 part 4
- Minimum mounting box depth 35mm
- Angled colour coded terminals with captive screws
- Terminal capacity 3 x 2.5mm², 2 x 4.0mm² & 1 x 6.0mm²



45 Amp Double Pole Switches			
Black	White		
NBG70B	NBG70W	With 13A socket & power indicator	5 50
NBG72	-	With power indicator, double plate	5 50
NBG74	-	With power indicator, single plate	5 50

- Cooker Control Units manufactured to BS4177, Double Pole Switches to BS EN 60669-1
- Insert colours = White (W) and Black (B)
- L & N terminal capacity 4 x 4.0mm², 3 x 6.0mm² & 1 x 16.0mm²
- E terminal capacity 3 x 4.0mm², 2 x 6.0mm² & 1 x 16.0mm²
- Minimum mounting box depth 47mm



Brass Georgian


Cat No.	Description	Inner Carton	Outer Carton
Co-Axial and Satellite Sockets			
NBG60	Co-axial socket, 1 gang	5	50
NBG61+	Co-axial socket, 2 gang	EM	-
NBG62+	Isolated co-axial socket, 1 gang	EM	-
NBG63+	Isolated co-axial socket, 2 gang	EM	-
NBG64+	Satellite socket, 1 gang	EM	-
NBG65+	Satellite and co-axial socket, 2 gang	EM	-
NBG66+	Diplex TV/FM socket, 2 gang	EM	-
NBG67+	Triplex TV/FM/Sat - Screened	EM	-
NBG68+	Triplex TV/FM/Sat + Return & 1 gang Tel - Screened	EM	-
NBG69+	Quadplex TV/FM/Sat (x2) + Return & 1 gang Tel - Screened	EM	-

- Manufactured to BS 5733
- EM = Euro Module configuration
- + Supplied as kit of Euro Module components
- Co-axial and satellite minimum mounting box depth 25mm
- For white modules - please see our Euro Module range



Telephone and Data Outlets			
NBGBTM1	Telephone master (Screw), 1 gang	5	50
NBGBTM2+	Telephone master (Screw), 2 gang	EM	-
NBGBTS1	Telephone slave (Screw), 1 gang	5	50
NBGBTS2+	Telephone slave (Screw), 2 gang	EM	-
NBGRJ111	RJ11 socket (Screw), 1 gang	5	50
NBGRJ112+	RJ11 socket (Screw), 2 gang	EM	-
NBGRJ451	RJ45 data outlet socket (IDC), 1 gang	5	50
NBGRJ452+	RJ45 data outlet socket (IDC), 2 gang	EM	-

- Manufactured to BS 6312-2 where applicable
- + Supplied as kit of Euro Module components
- Minimum mounting box depth 35mm
- For white modules - please see our Euro Module range




Fan Controller			
NBG87	1 gang, 1 way rotary, 400W	5	50



- Manufactured to BS EN 60669-2-1
- Minimum mounting box depth 35mm

Cat No.	Description	Inner Carton	Outer Carton
Dimmer Switches - Push On/Off			
NBG81P	1 gang, 2 way push 400W	5	50
NBG82P	2 gang, 2 way push 400W	5	50
NBG83P	3 gang, 2 way push 400W	5	50
NBG84P	4 gang, 2 way push 400W	5	50
NBG85P	1 gang 1000W - square plate (export)	5	50

- Suitable for LED, tungsten lamps, low voltage transformers & mains GU10 halogen **
- Manufactured to EN 60669-2-1
- **De-rating required
- Minimum Mounting box depth 25mm



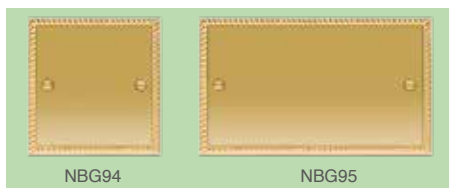
Shaver Socket			
Black	White		
NBG20B	NBG20W	115/230V dual voltage	5 50



- Manufactured to BS EN 61558-2-5 & BS EN 61558-1
- Mounting box depth 47mm
- Terminal capacity 3 x 2.5mm & 2 x 4.0mm²

INSERT COLOURS:
W = White, B = Black.

Blank Plate			
NBG94	1 gang		5 50
NBG95	2 gang		5 50



- Manufactured to BS EN 60670
- Fitted with Earth terminal

Brass Georgian

Cat No.	Description	Inner Carton	Outer Carton
Euro Module Front Plates			
NBGEMS1	Single Euro Module, single plate	10	100
NBGEMS2	Twin Euro Module, single plate	10	100
NBGEMR4	Quad Euro Module, double plate	5	50

- Fitted with Earth terminal



NBGEMS1

NBGEMS2


NBGEMR4

16 Amp Hotel Key Card Switch

NBGKYCSW⁺ | 16 amp, hotel key card switch

EM

-




NBGKYCSW

- 50 x 50mm Euro Module
 - Load Rating -
1800W for resistive
800W for inductive
 - 30 second power-off delay
 - Locator LED
 - Mounting box depth 47mm
 - Colour coded terminals with backed-out and captive screws
 - Designed and manufactured to EN 60669-2-1
- ⁺ Supplied as kit of Euro Module components

Spare Accessories

NFS19/10BR	M3.5 x 19mm screws, pack of 10	100pks	1000
NFS28/10BR	M3.5 x 28mm screws, pack of 10	100pks	1000
NFS38/10BR	M3.5 x 38mm screws, pack of 10	100pks	1000



NFS28/10BR


NFS19/10BR

NFS38/10BR

Euro Module - Range Extension

A flexible solution of power, data, telephone, television and audio combinations to suit the wide ranging needs of the customer.

- Select the desired combination of front plate and module(s)
- Simple installation, wire the module through the front plate aperture then click the module into place
- Modules of mains and extra low voltage rating must not be fitted to the same front plate aperture Ref. BS 7671:2008

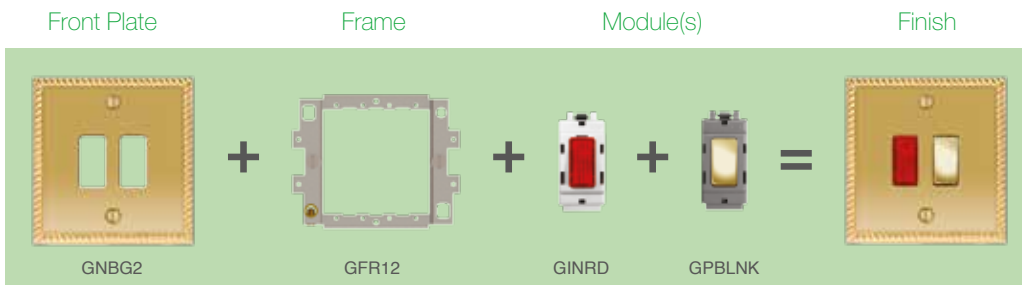


For full information on Euro Modules, please see pages 50-57

Grid - Range Extension

A customisable selection of power grid modules that provide a seamless appearance with the associated wiring accessories.

- Firstly, screw the grid frame to the mounting box and wire the modules
- Then slot the module on to the frame and click into place
- Finally, fit the finished plate



For full information on Nexus Grid, please see pages 42-49



Weatherproof Wiring Accessories


IP rated accessories designed to protect against water and dust ingress in the most arduous of conditions

Features & Finishes

Ergonomic design with see through cover



Stay open socket cover



Multiple gland entry positions & quick to wire



Robust high impact UV stable housing



The weatherproof range is available in three variations:



Decorative

Stainless steel with blue LED indicators, a stylish addition to any outside space. IP66 rated.



Nexus Storm


High quality impact resistant plastic with IP66 protection from water and dust ingress.



IP55

Offering IP55 protection from water and dust.

Decorative Weatherproof IP66



Cat No.	Description	Inner Carton	Outer Carton
20 Amp 20AX Switches			
WPL12	1 gang, 2 way	-	24
WPL42	2 gang, 2 way	-	24

- Stylish stainless steel face plate on a polycarbonate housing and black mounting box
- IP66 Rated
- Hex style cover fixing screws - key supplied
- Switches manufactured to BS EN 60669-1
- Terminal capacity 4 x 1.0mm², 4 x 1.5mm², 2 x 2.5mm² & 1 x 4.0mm²
- Captive terminal screws
- Blue LED indicator that can be wired to illuminate when off or on



13 Amp Socket Outlets			
WPL21	1 gang 13 amp double pole switched socket	-	18
WPL22	2 gang 13 amp double pole switched socket	-	12

- Stylish stainless steel face plate on a polycarbonate housing and black mounting box
- IP66 Rated with plug in use, cover sealed
- 13A sockets manufactured to BS 1362-2
- Switched sockets with blue LED power indicator
- Socket terminal capacity 3 x 2.5mm², 3 x 4.0mm² & 2 x 6.0mm²



13 Amp RCD Socket Outlet			
WPL22RCD	2 gang 13 amp RCD switched socket (latching)	-	12

- 13A RCD sockets manufactured to BS 7288
- RCD 30 mA trip current, 40 ms speed



There are 2 types of RCD - **Latching** and **Non-Latching**; also termed **active** and **passive**. Both types are accepted by British Standards and it is up to the user to choose the type of RCD most suitable for their application.

NON-LATCHING (active) RCDs switch off when the power to them is turned off. Every time supply to the RCD is interrupted it will trip and will need to be reset.

LATCHING (passive) RCDs "remember" the state they were in prior to the power being switched off.

Cat No.	Description	Inner Carton	Outer Carton
20 Amp 20AX Switches - Slim			
WP12S	1 gang, 2 way	10	100
WP14S	1 gang, 1 way retractive, printed "PRESS"	10	100



- Narrow weatherproof switches
- IP66 Rated
- Customer configurable - switch modules can be interchanged with others from the Grid Range
- Captive terminal screws
- Switches manufactured to BS EN 60669-1
- Terminal capacity 4 x 1.0mm², 4 x 1.5mm², 2 x 2.5mm² & 1 x 4.0mm²
- Supplied with multiple knock-out mounting box
- Indicator that can be wired to illuminate when off or on

20 Amp 20AX Switches			
WP12	1 gang, 2 way	-	10
WP42	2 gang, 2 way	-	10
WP14	1 gang, 2 way retractive, printed "PRESS"	-	10
WP30	1 gang	-	10

- IP66 Rated
- Captive terminal screws
- Switches manufactured to BS EN 60669-1
- Terminal capacity 4 x 1.0mm², 4 x 1.5mm², 2 x 2.5mm² & 1 x 4.0mm²
- Supplied with multiple knock-out mounting box
- Indicator that can be wired to illuminate when off or on



13 Amp Switched Socket Outlets			
WP21	1 gang 13 amp, switched	-	10
WP21ES	1 gang 13 amp, with external switch	-	10
WP22	2 gang 13 amp, switched	-	10

- IP66 Rated with plug in use, cover sealed
- 13A sockets manufactured to BS 1363-2
- Switched sockets with power indicator
- Terminal capacity 3 x 2.5mm², 3 x 4.0mm² & 2 x 6.0mm²
- Supplied with multiple knock-out mounting box



Nexus Storm IP66

Cat No.	Description	Inner Carton	Outer Carton
13 Amp Unswitched Socket Outlets			
WP23	1 gang 13 amp, unswitched	-	10
WP23L	Large housing 1 gang 13 amp socket	-	10
WP24	2 gang 13 amp, unswitched	-	10



- IP66 Rated with plug in use, cover sealed
- Terminal capacity 3 x 2.5mm², 3 x 4.0mm² & 2 x 6.0mm²
- Supplied with multiple knock-out mounting box
- 13A sockets manufactured to BS 1363-2



RCD Protected 13A Socket			
WP22RCD	2 gang 13 amp RCD, switched (latching)	-	10



- IP66 Rated with plug in use, cover sealed
- RCD sockets manufactured to BS 7288
- 30 milli-amp trip current, 40 milli-second trip speed
- Terminal capacity 3 x 2.5mm², 3 x 4.0mm² & 2 x 6.0mm²
- Supplied with multiple knock-out mounting box

There are 2 types of RCD - **Latching** and **Non-Latching**; also termed active and passive. Both types are accepted by British Standards and it is up to the user to choose the type of RCD most suitable for their application.

NON-LATCHING (active) RCDs switch off when the power to them is turned off. Every time supply to the RCD is interrupted it will trip and will need to be reset.

LATCHING (passive) RCDs "remember" the state they were in prior to the power being switched off.

Time Controlled 13A Socket			
WP23TM24	Time controlled 1 gang 13 amp socket	-	10



- IP66 Rated with plug in use, cover sealed
- Socket manufactured to BS 1363-2
- 24 hour mechanical timer, 1 segment = 15 minutes. With override switch and LED power indicator
- Terminal capacity 3 x 2.5mm², 3 x 4.0mm² & 2 x 6.0mm²
- Supplied with multiple knock-out mounting box

Cat No.	Description	Inner Carton	Outer Carton
Outdoor Power Kit			
WP22KIT/3	2 gang 13 amp switched socket with 3m flex and RCD plug	-	10



- IP66 Rated with plug in use
- Easy to install outdoor socket
- For temporary installation only
- 3m cable with prepared wires to plug
- Pre-wired 2g 13A switched socket manufactured to BS 1363-2
- Easy to wire RCD plug, non-latching, 30mA trip current, 40ms trip

Light Sensitive Outdoor Timer Switch			
WPDD	Light sensitive outdoor timer switch	-	30



- IP55 Rated
- Automatically switches on/off lights or other connected devices
- Settings included - Dusk-till-Dawn operation, or selected time periods to turn off after dusk (2, 4, 6 or 8 hours)
- Adjustable light sensitivity
- Max Load: 1,000 Watts - Max resistive load, 500 Watt - Max inductive load

13 Amp Fused Connection Switch			
WP53	13 amp with power indicator	-	10



- IP66 rated
- FCU manufactured to BS1363-4
- Angled colour coded terminals with captive screws
- 1 drill out entry 20/25mm in rear face
- Visible indication of power status through see-through cover
- Terminal capacity 3 x 2.5mm², 2 x 4.0mm² & 1 x 6.0mm

13 Amp Fused Connection Units with RCD Protection			
WP55RCD	13 amp RCD protection (latching)	-	10



- IP66 rated
- FCU manufactured to BS1363-4
- RCD manufactured to BS7288.
- Latching type, 30mA trip current, 40ms trip speed
- Angled colour coded terminals with captive screws
- 1 drill out entry 20/25mm in rear face
- Flexible membrane allows switching without opening unit
- Visible indication of power status through see-through cover
- Terminal capacity 3 x 2.5mm², 2 x 4.0mm² & 1 x 6.0mm

Nexus Storm IP66


Cat No.	Description	Inner Carton	Outer Carton
Junction Box			
WPJB	Junction box with 5 pole terminal block	-	10



- IP66 Rated
- 5 pole terminal block
- 10mm² wire capacity
- Multiple knockout - 1 on rear and three sides, 2 on one side
- Colour matched covers to seal the fixing screws
- Earth terminal in mounting box

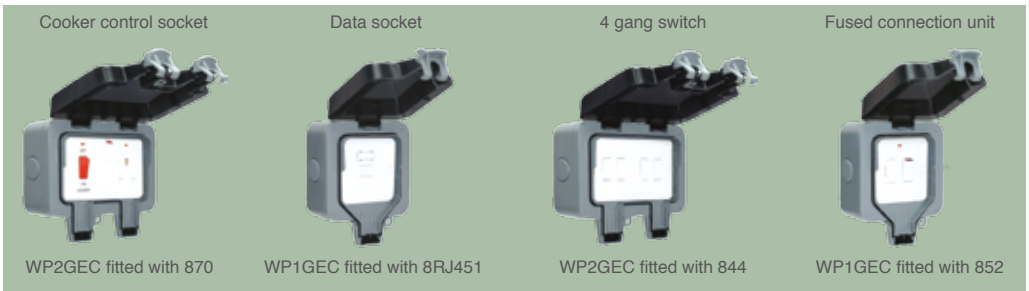
Empty Enclosures

WP1GEC	Single	-	10
WP2GEC	Double	-	10



- IP66 rated when in use
- Provides the ability to self-configure to suit the application
- Suitable for all products in the Nexus Moulded, Grid, Euro Module or Nexus Metal ranges (20A Switches and Fused Connection Units with bottom flex outlet not suitable for use)

Example Configuration Options





Cat No.	Description	Inner Carton	Outer Carton
10AX Switches			
WPB12	10AX 1 gang	-	10
WPB42	10AX 2 gang	-	10
WPB14	1 gang bell push	-	10

- IP55 Rated (with cover closed)
- 20mm & 25mm knock-outs in supplied mounting box
- Fixing centres with horizontal and vertical adjustment



13 Amp Socket Outlets			
WPB23	1 gang 13 amp unswitched	-	10
WPB24	2 gang 13 amp unswitched	-	10
WPB21	1 gang 13 amp UK socket with 1 gang switch	-	10

- IP55 Rated (with cover closed)
- 20mm & 25mm knock-outs in supplied mounting box
- Fixing centres with horizontal and vertical adjustment



Fused Connection Unit			
WPB50	1 gang switched	-	10



- IP55 Rated (with cover closed)
- 20mm & 25mm knock-outs in supplied mounting box
- Fixing centres with horizontal and vertical adjustment

Weatherproof Accessories

Cat No.	Description	Inner Carton	Outer Carton
Power Controller			
WPB4S	Power controller - 4 way, switched	-	8



- 4 x push button ON/OFF switches with red power indicators
- Weather and dust proof to IP66 rating
- High impact resistance
- Switch 1 = 5 amp, Switch 2 = 3 amp, Switch 3 & 4 = 2.5 amp (Total load = 13 amp)

External Junction Box

490	IP55 rated enclosure	10	100
WPBJBS	Square junction box	-	10
WPBJBR	Rectangular junction box	-	10
WPBJB1	Junction box	-	10
WPBJB2	Junction box	-	10

- IP55 Rated (with cover closed)
- Outdoor junction boxes have a selection of 20mm & 25mm on sides and 25mm entry on rear with sealant ring
- Fitting centres with horizontal and vertical adjustment

Junction Box Dimensions

- WPBJBS - H85 x W75 x D53mm
- WPBJBR - H85 x W150 x D53mm
- WPBJB1 - H100 x W180 x D110mm
- WPBJB2 - H135 x W270 x D180mm



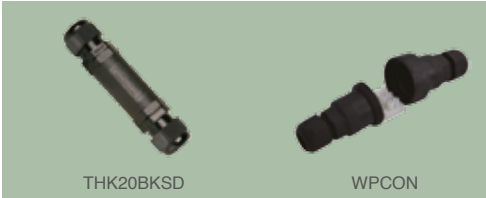
Compact Junction Boxes

THK200C1E00	Teebox kit IP54, 3 pole	25	250
THK200C2E	Teebox kit IP67, 3 pole	25	250




- IP54 or IP67 rated
- 450V 24A rated
- Complete with fitting kit
- Cable diameter 4-9.5mm
- Temperature range -20 to +100°C
- Black finish

Cat No.	Description	Inner Carton	Outer Carton
Inline Connectors			
TTK20BKSD	TeeTube 20mm, 3 pole, cable diameter 5mm-13mm	25	250
TTK25BKSD	TeeTube 25mm, 5 pole, cable diameter 8mm-17mm	25	250
WPCON	Cable connector IP67 Rated to 1m depth	5	50



- IP68 rated
- Temperature range -20 to +100°C
- Black finish
- 450V 32A rated
- Complete with fitting kit
- WPCON - supplied with 3 way terminal block
- WPCON - IP67 rated to 1m depth

















Straight Socket and Plug			
ILS240V	Straight socket (female), 16A 250V~	5	60
ILP240V	Straight plug (male), 16A 250V~	5	60



- IP44 rated
- 2 pole + earth connections (200-250V~)
- Suitable for use with 3 core 2.5mm² cable only



Weatherproof Accessories

First characteristic numeral			Second characteristic numeral					
Protection against solid foreign objects		Degree of protection for people against access to hazardous parts with:	Protection against harmful ingress of water			Degree of protection from water		
I.P.	Example		Tests	I.P.	Example		Tests	
Ingress Protection (IP) Rating Table								
0		No protection.	Non-protected	0		No protection.	Non-protected	
1		Full penetration of 50mm diameter of sphere not allowed. Contact with hazardous parts not permitted.	Back of hand	1		Protected against vertically falling drops of water.	Vertically dripping	
2		Full penetration of 12.5mm diameter of sphere not allowed. The jointed test finger shall have adequate clearance from hazardous parts.	Finger	2		Protected against vertically falling drops of water with enclosure tilted 15° from the vertical.	Dripping up to 15° from the vertical	
3		The access probe of 2.5mm diameter shall not penetrate.	Tool	3		Protected against sprays to 60° from the vertical.	Limited spraying	
4		The access probe of 1mm diameter shall not penetrate.	Wire	4		Protected against water splashed from all directions - limited ingress permitted.	Splashing from all directions	
5		Limited ingress of dust permitted (no harmful deposit).	Dust protected	W I R E	5		Protected against low pressure jets of water from all directions - limited ingress permitted.	Hosing jets from all directions
6		No ingress of dust.	Dust tight		6		Protected against strong jets of water e.g. for use on ship decks - limited ingress permitted.	Hosing jets from all directions
				7		Protected against the effects of immersion between 150mm and 1m.	Temporary immersion	
				8		Protected against continuous submersion at a specified depth.	Continuous immersion	

The IK rating classifies the level of protection that electrical appliances provide against mechanical impacts from the outside. It is defined by standard IEC 62262.

The degree of mechanical protection is identified by a code that consists of the letters IK followed by two digits:

Code	Impact energy	Test
IK Rating		
00	Non-protected	
01	0.150 joules	Resistant against an impact from an object of 200 grams (0.44lbs) thrown from a distance of 7.5 cm (2.9")
02	0.200 joules	Resistant against an impact from an object of 200 grams (0.44lbs) thrown from a distance of 10 cm (3.9")
03	0.350 joules	Resistant against an impact from an object of 200 grams (0.44lbs) thrown from a distance of 17.5 cm (6.9")
04	0.500 joules	Resistant against an impact from an object of 200 grams (0.44lbs) thrown from a distance of 25 cm (9.8")
05	0.700 joules	Resistant against an impact from an object of 200 grams (0.44lbs) thrown from a distance of 35 cm (13.8")
06	1.00 joules	Resistant against an impact from an object of 500 grams (1.1lbs) thrown from a distance of 20 cm (7.9")
07	2.00 joules	Resistant against an impact from an object of 500 grams (1.1lbs) thrown from a distance of 40 cm (15.7")
08	5.00 joules	Resistant against an impact from an object of 1.7 kg (3.8lbs) thrown from a distance of 29.5 cm (11.6")
09	10.00 joules	Resistant against an impact from an object of 5 kg (11lbs) thrown from a distance of 20 cm (7.9")
10	20.00 joules	Resistant against an impact from an object of 5 kg (11lbs) thrown from a distance of 40 cm (15.7")

The Nexus Storm and Decorative Weatherproof ranges are rated at IP66 and IK06.






Metal Clad Wiring Accessories

A rugged scratch resistant metal, suitable for everyday use in commercial and industrial environments

Metal Clad Heavy Duty Wiring Accessories



Switches & Sockets	108
RCD Protection	108
Round Pin Outlets	109
45 Amp Switches	109
20 Amp Switches	109
FCUs	110
Blank & Euro Module	110
Telephone & Data	110
USB Sockets	111
Key Controlled Socket	112
Surface Boxes	112

Range Content




Cat No.	Description	Inner Carton	Outer Carton
10 Amp 10AX Switches			
MC512	1 gang 2 way	10	50
MC513	Intermediate	10	50
MC514	1 gang bell push	10	50
MC542	2 gang 2 way	10	50
MC543	3 gang 2 way	10	50
MC544	4 gang 2 way	5	25

- Manufactured to BS EN 60669-1
- Terminal capacity 4 x 1.0mm², 4 x 1.5mm² 2 x 2.5mm² & 1 x 4.0mm²
- Mounting box with 1 x 20mm knockouts in each side and rear face



13 Amp Socket Outlets			
MC521	1 gang switched	10	50
MC522	2 gang switched	5	25
MC523	1 gang unswitched	10	50
MC524	2 gang unswitched	5	25

- Manufactured to BS 1363 part 2
- Terminal capacity 3 x 2.5mm², 3 x 4.0mm² & 2 x 6.0mm²
- 1g mounting box with 1 x 20mm knockouts in each side and rear face



13 Amp RCD Protection			
MC522RCD	2 gang switched socket outlet	5	25
MC554RCD	Fused connection unit	10	50

- Maximum load 3120 watts 240V AC
- Manufactured to BS 7288:1990
- Terminal capacity 3 x 2.5mm², 3 x 4.0mm² & 2 x 6.0mm²
- Earth terminal in mounting box
- 30 mA trip speed 40 ms
- Mounting box with 1 x 20mm knockouts in each side and rear face
- Latching type



There are 2 types of RCD - **Latching** and **Non-Latching**; also termed active and passive. Both types are accepted by British Standards and it is up to the user to choose the type of RCD most suitable for their application.

NON-LATCHING (active) RCDs switch off when the power to them is turned off. Every time the supply to the RCD is interrupted it will trip and will need to be reset.

LATCHING (passive) RCDs "remember" the state they were in prior to the power being switched off.

Cat No.	Description	Inner Carton	Outer Carton
Round Pin Socket Outlets			
MC528	1 gang 2 amp unswitched	10	50
MC529	1 gang 5 amp unswitched	10	50
MC599	1 gang 15 amp switched	10	50

- Manufactured to BS 546
- Supplied with surface mounting box
- Mounting box with 1 x 20mm knockouts in each side and rear face



45 Amp Double Pole Switches			
MC570	Cooker control unit and socket with power indicator	5	25
MC571	Cooker control unit and socket	5	25
MC572	Double plate with power indicator	5	25
MC574	Single plate with power indicator	10	50

- Double pole switches to BS EN 60669-1
- 1 gang mounting box with 1 x 20mm knockouts in each side and rear face
- Cooker control units manufactured to BS4177
- L & N terminal capacity 4 x 4.0mm², 3 x 6.0mm² & 1 x 16.0mm²



20 Amp Switches			
MC531	Double pole switch with power indicator and optional flex outlet	10	50
MC558	Flex outlet plate	10	50



- Manufactured to BS EN 60669-1
- Mounting box with 1 x 20mm knockouts in each side and rear face
- Terminal capacity 3 x 2.5mm², 3 x 4.0mm² & 2 x 6.0mm² (MC558)
- Terminal capacity 3 x 2.5mm² & 1 x 4.0mm² (MC531)

Cat No.	Description	Inner Carton	Outer Carton
13 Amp Fused Connection Units			
MC550F	with optional flex outlet	10	50
MC551F	with power indicator and optional flex outlet	10	50
MC552F	with optional flex outlet	10	50

- Manufactured to BS 1363 part 4
- Mounting box with 1 x 20mm knockouts in each side and rear face
- Terminal capacity 3 x 2.5mm², 2 x 4.0mm² & 1 x 6.0mm²
- Removable flex outlet bung



MC550F

MC551F

MC552F

Blank and Euro Module Plates			
MC504	1 gang blank plate	10	50
MC505	2 gang blank plate	5	25
MC5EMS1	Euro Module 1 module - square	20	200
MC5EMS2	Euro Module 2 module - square	10	100
MC5EMR4	Euro Module 4 module - rectangular	10	100

- Not supplied with surface mounting box
- Manufactured to BS 5733



MC504

MC505

MC5EMS2

MC5EMR4

Cat No.	Description	Terminal Type	Inner Carton	Outer Carton
Telephone and Data Outlets				
MC5BTM1	Telephone master, 1 gang	Screw	EM	-
MC5BTM2	Telephone master, 2 gang	Screw	EM	-
MC5BTS1	Telephone slave, 1 gang	Screw	EM	-
MC5BTS2	Telephone slave, 2 gang	Screw	EM	-
MC5RJ111	RJ11 socket, 1 gang	Screw	EM	-
MC5RJ112	RJ11 socket, 2 gang	Screw	EM	-
MC5RJ451	RJ45 data outlet socket, 1 gang	IDC	EM	-
MC5RJ452	RJ45 data outlet socket, 2 gang	IDC	EM	-

- Telephone and data products are supplied in Euro Module format as a kit of components - separate front plate, module and mounting box
- Mounting box with 1 x 20mm knockouts in each side and rear face



MC5BTM1

MC5BTM2

MC5RJ11

MC5RJ12

MC5RJ451

Cat No.	Description	Inner Carton	Outer Carton
MC522U	13 Amp Switched Socket with USB Charger 2.1A 2 gang + 2 USB (2.1A)	5	50



- Ideal for charging iPad, iPhone, tablets, mobiles, cameras and more
- 2 x Type A USB sockets - 2.1A total output, 5V
- Twin earth fitted as standard
- Terminal capacity 3 x 2.5mm², 3 x 4.0mm² & 2 x 6.0mm²
- 10 year guarantee



USB beautiful

Free your sockets
and charge all your devices

double sockets

2 USB PORTS

2.1A CHARGE SHARED

SMART USB CONNECTIVITY

Metal Clad Heavy Duty Wiring Accessories

Cat No.	Description	Inner Carton	Outer Carton
13 Amp Double Pole Key Controlled Socket Outlet			
MC5SKYSWSW ⁺	13 amp, double pole key controlled socket outlet	EM	-



- Lockable socket, supplied with two keys
- DP switch
- + Supplied as kit of Euro Module components

Surface Mounting Boxes			
MC501	1 gang	5	25
MC502	2 gang	10	50

- Rugged design to withstand everyday use in commercial environments
- Manufactured in heavy gauge steel for extra safety
- Finished with epoxy powder coating for added scratch resistance




Note: - mounting boxes available without knockouts for projects (subject to conditions)

Please contact your Specification Manager for more details.
Visit www.bgelectrical.uk/contact or call (01952) 238 100

Euro Module - Range Extension

A flexible solution of power, data, telephone, television and audio combinations to suit the wide ranging needs of the customer.

- Select the desired combination of front plate and module(s)
- Simple installation, wire the module through the front plate aperture then click the module into place
- Modules of mains and extra low voltage rating must not be fitted to the same front plate aperture Ref. BS 7671:2008

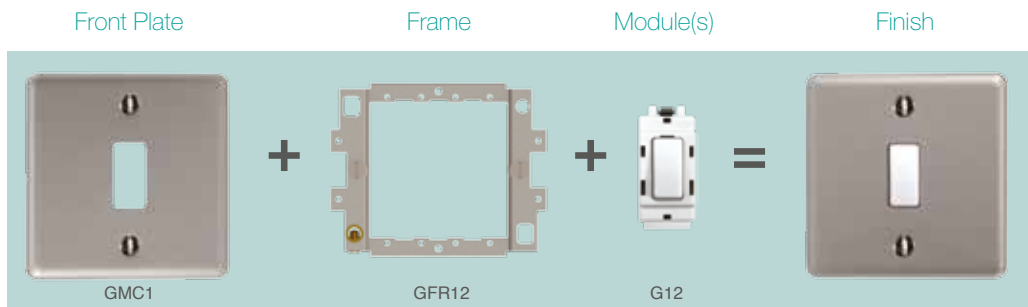


For full information on Euro Modules, please see pages 50-57


Grid - Range Extension

A customisable selection of power grid modules that provide a seamless appearance with the associated wiring accessories.

- Firstly, screw the grid frame to the mounting box and wire the modules
- Then slot the module on to the frame and click into place
- Finally, fit the finished plate



For full information on Nexus Grid, please see pages 42-49



Junction Boxes & Contractor Range

A first class range of essential wiring accessories required for any installation

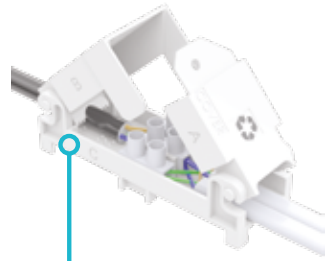
Junction Boxes



Junction Boxes



Metal Boxes



Accessories



Junction Boxes	116
Connection Covers	116
Fuses	116
Steel Knockout Boxes	117
Grommets	117
Flex Connectors	118
Connector Strips	118
Cable Clips	119
Earth Clamps	120
Cable Ties	121
Conductor Sleeving	122
Cable Glands	123
Smoke Alarms	127




Extended range of wiring accessories

Junction Boxes


Cat No.	Description	Inner Carton	Outer Carton
Junction Boxes - Selective Entry			
603	3 way 30 amp 89mm diameter (3½") brown	10pks	100pks
603W	3 way 30 amp 89mm diameter (3½") white	10pks	100pks
604	4 way 20 amp 80mm diameter (3¼") brown	10pks	100pks
604W	4 way 20 amp 80mm diameter (3¼") white	10pks	100pks
606	6 way 20 amp 89mm diameter (3½") brown	10pks	100pks
606W	6 way 20 amp 89mm diameter (3½") white	10pks	100pks

- Manufactured to BS EN 60670
- Selective entries indicated by numbers and symbols on rotating cover
- Moulded in brown or white urea
- Rear entry knockouts in base to facilitate ease of wiring
- Suitable for unbroken ring wire installations
- Lower lip of entries can easily be knocked out to take twin cables
- Robust, generous capacity slot terminals with large grub screws



Junction Boxes - Knockout Entry			
491	4 way 20 amp 57mm diameter (2¼") brown	20pks	200pks
491W	4 way 20 amp 57mm diameter (2¼") white	20pks	200pks

- Manufactured to BS EN 60670
- Suitable for unbroken ring wire installations
- Robust, generous capacity slot terminals with large grub screws
- Small and unobtrusive
- Moulded in brown or white urea



Junction Boxes - Heavy Duty			
4100SP	3 way 100 amp single pole	10pks	100pks
4100DP	3 way 100 amp double pole	5pks	50pks
460	3 way 60 amp	5pks	50pks

- Manufactured to BS EN 60670
- Robust, generous capacity slot terminals with large grub screws
- Moulded in brown urea
- High amperage connector blocks
- Brass terminal block
- Approved to VDE 0606

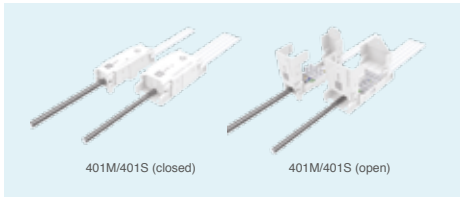


Cat No.	Description	Inner Carton	Outer Carton
Junction Boxes - Lighting			
403	3 way 3 amp	20pks	200pks
405	3 way 5 amp	20pks	200pks
410	3 way 10 amp	20pks	200pks



- Manufactured to BS 5733
- Approved BS EN 60998 terminal block
- Mounting holes for horizontal and vertical fixing
- Ideal for use in lighting applications
- Small and unobtrusive
- Approved to VDE 0606

Connection Cover			
401M	Master, suitable for 4-way terminal block *	20pks	200pks
401S	Slave, suitable for 3-way terminal block *	28pks	280pks



- For use with terminal strips up to 30 amp
- 3 part, easy assemble connection cover
- Auto cable restraint - 75% quicker to install than similar products
- V2 fire rating
- Supplied in a counter display carton
- White colour for ease of location in areas of low light
- Made in the UK from reclaimed materials
- Conforms to all relevant local and national regulations
- * terminal strips not included

Easy to Install

Step 1
Remove lids

Step 2
Place electrical connection on to base

Step 3
Insert lids

Step 4
Close lid A & hold in position whilst closing lid B

Step 5
Clip the lid shut. Use optional screw if required

Fuses - Bulk Pack			
F103	3 amp in packs of 10	10pks	100pks
F105	5 amp in packs of 10	10pks	100pks
F1010	10 amp in packs of 10	10pks	100pks
F1013	13 amp in packs of 10	10pks	100pks

- Manufactured to BS 1362



Mounting Boxes

Cat No.	Description	Inner Carton	Outer Carton
Dry Lining Boxes			
907	1 gang 35mm	10pks	100pks
908	2 gang 35mm	5pks	50pks
916	Dual 35mm	5pks	50pks
917	1 gang 47mm	10pks	100pks
918	2 gang 47mm	5pks	50pks
919	Round 35mm	10pks	100pks
920	Triple 35mm, 1 and 2 gang	5pks	50pks
907FP	1 gang 35mm with intumescent gasket	10pks	100pks
908FP	2 gang 35mm with intumescent gasket	5pks	50pks
916FP	Dual 35mm with intumescent gasket	5pks	50pks
917FP	1 gang 47mm with intumescent gasket	10pks	100pks
918FP	2 gang 47mm with intumescent gasket	5pks	50pks



- Manufactured to BS 5733

Intumescent Gasket:

- Meets the 17th edition IEE & Document B of the UK Building Regulations
- Expands in a fire to act as a fully resistant fire barrier

Steel Knockout Boxes			
HGS01	1 gang 16mm (20 pcs per pack)	20pks	200pks
HGS02	1 gang 25mm (10 pcs per pack)	10pks	100pks
HGS03	1 gang 35mm (10 pcs per pack)	10pks	100pks
HGS04	2 gang 25mm (5 pcs per pack)	5pks	100pks
HGS05	2 gang 35mm (5 pcs per pack)	5pks	50pks
HGS06	1 gang 47mm (10 pcs per pack)	10pks	100pks
HGS07	2 gang 47mm (5 pcs per pack)	5pks	50pks
HGS07/C2	2 x 2 gang 47mm - Combination plate	5pks	-
HGS07/C4	4 x 2 gang 47mm - Combination plate	5pks	-
HGS08	Dual 35mm (5 pcs per pack)	5pks	50pks



- Manufactured to BS EN 60670-1

Cat No.	Description	Pack Quantity	Inner Carton	Outer Carton
Grommets				
GRRB200/100	20mm Open	100	2pks	20pks
GRRB250/100	25mm Open	100	2pks	20pks
GRRB20C/100	20mm Closed	100	2pks	20pks
GRRB25C/100	25mm Closed	100	2pks	20pks



- Manufactured from PVC
- Chemical resistant

Cat No.	Description	Inner Carton	Outer Carton
Flex Connectors			
452	10A, 3-pin shrouded non-reversible male and female	20pks	200pks
458	13A, 3-pin solid brass block through terminals	20pks	200pks



- Manufactured to BS 5733
- 2 plastic cable restraints retained by plated-steel slotted head screws
- Brass slotted head terminal screws

Cat No.	Description	Pack Quantity	Inner Carton	Outer Carton
Connector Strips				
TS2.5/12/10	2.5A 12 way	10	-	100pks
TS5/12/10	5A 12 way	10	-	100pks
TS15/12/10	15A 12 way	10	-	50pks
TS30/12/10	30A 12 way	10	-	30pks
TS60/12/10	60A 12 way	10	-	20pks

- Manufactured from thermoplastic
- Unique 'snap-off' spine design
- Maximum continuous temperature rating 80°C
- Nominal voltage 400V
- Fully backed-out screws to speed installations
- Manufactured to BS EN 60998-2-1




Cat No.	Description	Colour	Pack Quantity	Inner Carton	Outer Carton
Compression Glands					
CGND20B/10	7-10mm Ø20mm	Black	10	20pks	200pks
CGND20W/10	7-10mm Ø20mm	White	10	20pks	200pks
CGND20R/10	7-10mm Ø20mm	Red	10	20pks	200pks
CGND25B/10	8-13mm Ø25mm	Black	10	20pks	200pks
CGND25W/10	8-13mm Ø25mm	White	10	20pks	200pks
CGND25R/10	8-13mm Ø25mm	Red	10	20pks	200pks



- UL + VDE Approved
- IP68 rated
- Temperature resistance -35°C to +80°C
- Dome Top
- For use with unarmoured cable
- Includes locknut & washer
- High mechanical strength strain relief


Contractor Range

Cat No.	Description	Colour	Pack Quantity	Inner Carton	Outer Carton
Twin & Earth Cable Clips					
CCF1/100	T & E 1mm	Grey	100	-	7200pks
CCF1.5/100	T & E 1.5mm	Grey	100	-	7200pks
CCF2.5/100	T & E 2.5mm	Grey	100	-	7200pks
CCF4/100	T & E 4mm	Grey	100	-	7200pks
CCF6/100	T & E 6mm	Grey	100	-	7200pks
CCF10/100	T & E 10mm	Grey	100	-	3600pks



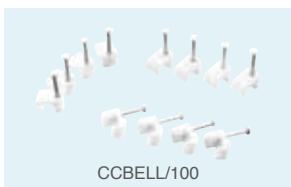
- For fast installations of cables
- Made from impact resistant UV stabilised polypropylene
- Can withstand high impact together with extremes of heat, cold and acid
- Safety nail bends before breaking - hardened and zinc coated
- Temperature range -40°C to +80°C

Round Cable Clips					
CCR5/100	Round 5mm	White	100	-	7200pks
CCR6/100	Round 6mm	White	100	-	7200pks
CCR7/100	Round 7mm	White	100	-	7200pks
CCR7B/100	Round 7mm	Black	100	-	7200pks
CCR7BR/100	Round 7mm	Brown	100	-	7200pks
CCR8/100	Round 8mm	White	100	-	7200pks
CCR10/100	Round 10mm	White	100	-	3600pks



- For fast installations of cables
- Made from impact resistant UV stabilised polypropylene
- Can withstand high impact together with extremes of heat, cold and acid
- Safety nail bends before breaking - hardened and zinc coated
- Temperature range -40°C to +80°C
- Moulded in quality virgin material

Cat No.	Description	Pack Quantity	Inner Carton	Outer Carton
Bell Wire Clips				
CCBELL/100	Bell Wire Clips	100	-	2400pks



- For fast installations of cables
- Made from impact resistant UV stabilised polypropylene
- Can withstand high impact together with extremes of heat, cold and acid
- Safety nail bends before breaking - hardened and zinc coated
- Temperature range -40°C to +80°C

Cat No.	Description	Colour	Inner Carton	Outer Carton
Earth Clamps				
EC141	Internal 12-32mm	Red	20pks	200pks
EC151	External 12-32mm	Blue	20pks	200pks
EC161	Internal/External 12-32mm	Green	20pks	200pks



- Terminal size A-D (2.5mm²-10mm²)
- Maximum earth conductor 1 x 10mm²
- Comply with BS 951

Cat No.	Description	Pack Quantity	Inner Carton	Outer Carton
Earth Rod				
ERT3/8/4FT/1	3/8" 4ft / 1.2 Metre	1	-	50pks
ERT5/8/4FT/1	5/8" 4ft / 1.2 Metre	1	-	20pks



- ERT3/8/4FT/1-01 3/8" Unthreaded copperbond rod and lug clamp (M8 bolt size)
- Manufactured by molecularly bonding 99.9% pure electrolytic copper onto a low carbon steel core
- Highly resistant to corrosion
- Due to the tensile strength, can be driven by power hammers to great depths
- High strength
- ERT5/8/4FT 5/8" Threaded copperbond rod
- Conforms to ISO 9001:2008


Earth Rod Accessories				
ERTC5/8/1	5/8" Earth Rod Clamp	1	30pks	300pks
ERTC3/8LUG/1	3/8" Rod to Lug Clamp	1	25pks	250pks
ERTC5/8LUG/1	5/8" Rod to Lug Clamp	1	10pks	100pks
ERTC58/1	5/8" Coupler	1	20pks	100pks
ERTDS5/8/1	5/8" Driving Stud	1	20pks	100pks



- Conductor Range: 25 x 12mm Tape Max.
- BS EN SC164-1
- High corrosion resistance
- High strength
- Conforms to ISO 9001:2008
- ERTC3/8LUG/1 + ERTC5/8LUG/1-01 Type C Rod to lug clamp


Contractor Range

Cat No.	Description	Colour	Pack Quantity	Inner Carton	Outer Carton
Cable Ties					
CT100X2.5B/100	L 100mm W 2.5mm	Black	100	-	250pks
CT100X2.5N/100	L 100mm W 2.5mm	Natural	100	-	250pks
CT150X3.8B/100	L 150mm W 3.8mm	Black	100	-	200pks
CT150X3.8N/100	L 150mm W 3.8mm	Natural	100	-	200pks
CT200X2.5N/100	L 200mm W 2.5mm	Natural	100	-	200pks
CT200X4.8B/100	L 200mm W 4.8mm	Black	100	-	100pks
CT200X4.8N/100	L 200mm W 4.8mm	Natural	100	-	100pks
CT200X4.8R/100	L 200mm W 4.8mm	Red	100	-	100pks
CT300X4.8B/100	L 300mm W 4.8mm	Black	100	-	50pks
CT300X4.8N/100	L 300mm W 4.8mm	Natural	100	-	50pks
CT300X4.8R/100	L 300mm W 4.8mm	Red	100	-	50pks
CT370X4.8B/100	L 370mm W 4.8mm	Black	100	-	50pks
CT370X4.8N/100	L 370mm W 4.8mm	Natural	100	-	50pks
CT370X7.6B/100	L 370mm W 7.6mm	Black	100	-	40pks
CT450X8B/100	L 450mm W 8mm	Black	100	-	30pks
CTSMW/100	Small Cable Tie Mount	Natural	100	-	100pks
CTLMW/100	Large Cable Tie Mount	Natural	100	-	100pks



- Nylon (PA66) cable ties
- Quick and easy to install with high locking & tensile strength
- Continuous operating temperature -40°C to $+85^{\circ}\text{C}$
- Halogen free, LSF (Low Smoke & Fume)

Insulation Tape					
EITB33/8	19mm x 33m Reel - Multipack	Black	8	4pks	16pks
EITBL33/8	19mm x 33m Reel - Multipack	Blue	8	4pks	16pks
EITBR33/8	19mm x 33m Reel - Multipack	Brown	8	4pks	16pks
EITYG33/8	19mm x 33m Reel - Multipack	Green/Yellow	8	4pks	16pks
EITY33/8	19mm x 33m Reel - Multipack	Yellow	8	4pks	16pks
EITW33/8	19mm x 33m Reel - Multipack	White	8	4pks	16pks
EITR33/8	19mm x 33m Reel - Multipack	Red	8	4pks	16pks
UMT365/1	Underground Marker Tape 150mm x 365m Reel	Yellow	1	-	8pks



- Tape Manufactured to BS 60454
- Flame retardant PVC
- Strong and durable



Adaptable Boxes with Knockouts

ADG1K/1	75 x 75 x 50mm Knockouts	Galvanised	1	-	80pks
ADB1K/5	75 x 75 x 50mm Knockouts	Black	5	-	80pks
ADG2K/1	100 x 100 x 37.5mm Knockouts	Galvanised	1	-	60pks
ADB2K/5	100 x 100 x 37.5mm Knockouts	Black	5	-	60pks
ADG3K/1	100 x 10 x 50mm Knockouts	Galvanised	1	-	60pks
ADB3K/5	100 x 100 x 50mm Knockouts	Black	5	-	60pks
ADG3P/1	100 x 100 x 50mm Plain	Galvanised	1	-	60pks
ADB3P/5	100 x 100 x 50mm Plain	Black	5	-	60pks
ADG4K/1	150 x 100 x 50mm Knockouts	Galvanised	1	-	45pks
ADB4K/5	150 x 100 x 50mm Knockouts	Black	5	-	45pks



- Manufactured to IEC 60670-1
- Steel boxes finished in pre-galvanised or black epoxy polyester
- 20mm Knockouts
- High strength
- Easy to use

Brass Armoured Cable Gland Kits

CGABWIS20(S)/2	BW Range Indoor Standard 20(S)mm	2	30pks	150pks
CGABWIS20/2	BW Range Indoor Standard 20mm	2	25pks	125pks
CGABWIS25/2	BW Range Indoor Standard 25mm	2	15pks	75pks
CGABWIS32/2	BW Range Indoor Standard 32mm	2	10pks	50pks
CGABWIS40/1	BW Range Indoor Standard 40mm	1	10pks	50pks
CGABWIS50/1	BW Range Indoor Standard 50mm	1	8pks	40pks
CGABWIS63/1	BW Range Indoor Standard 63mm	1	5pks	25pks
CGABWIL20(S)/2	BW Range Indoor LSF 20(S)mm	2	30pks	150pks
CGABWIL20/2	BW Range Indoor LSF 20mm	2	25pks	125pks
CGABWIL25/2	BW Range Indoor LSF 25mm	2	15pks	75pks
CGABWIL32/2	BW Range Indoor LSF 32mm	2	10pks	50pks
CGABWIL40/1	BW Range Indoor LSF 40mm	1	10pks	50pks
CGABWIL50/1	BW Range Indoor LSF 50mm	1	8pks	40pks
CGABWIL63/1	BW Range Indoor LSF 63mm	1	5pks	25pks
CGACWOS20(S)/2	CW Range Outdoor Standard 20(S)mm	2	20pks	100pks
CGACWOS20/2	CW Range Outdoor Standard 20mm	2	15pks	75pks
CGACWOS25/2	CW Range Outdoor Standard 25mm	2	10pks	50pks
CGACWOS32/2	CW Range Outdoor Standard 32mm	2	5pks	25pks
CGACWOS40/1	CW Range Outdoor Standard 40mm	1	10pks	50pks
CGACWOS50/1	CW Range Outdoor Standard 50mm	1	5pks	25pks
CGACWOS63/1	CW Range Outdoor Standard 63mm	1	4pks	20pks
CGACWOL20(S)/2	CW Range Outdoor LSF 20(S)mm	2	20pks	100pks
CGACWOL20/2	CW Range Outdoor LSF 20mm	2	15pks	75pks
CGACWOL25/2	CW Range Outdoor LSF 25mm	2	10pks	50pks
CGACWOL32/2	CW Range Outdoor LSF 32mm	2	5pks	25pks
CGACWOL40/1	CW Range Outdoor LSF 40mm	1	10pks	50pks
CGACWOL50/1	CW Range Outdoor LSF 50mm	1	5pks	25pks
CGACWOL63/1	CW Range Outdoor LSF 63mm	1	4pks	20pks
CGACXT20(S)/2	Industrial CXT 20(S)mm	2	25pks	125pks
CGACXT20/2	Industrial CXT 20mm	2	20pks	100pks
CGACXT25/2	Industrial CXT 25mm	2	15pks	75pks



- Manufactured to BS 5733
- 2 plastic cable restraints retained by plated steel slotted head screws
- Brass slotted head terminal screws
- High quality brass glands
- Kit includes brass gland
- Provides mechanical cable retention & electrical continuity via armoured wire termination
- For use with all types of SWA cable (outdoor providing environmental seal on the cable outer sheath)

Contractor Range

Cat No.	Description	Material	Cable Acceptance	Carton
Cable Glands				
CPRGPF20S	Grey Plastic Gland Kit for 1-1.5mm flat cable c/w Flat Cable Insert, Locknut	Polyamide	1-1.5mm ² Flat Cable	40
CPRGPF20	Grey Plastic Gland Kit for 2.5-4mm flat cable c/w Flat Cable Insert, Locknut	Polyamide	2.5-4mm ² Flat Cable	40
CPRGPF252	Grey Plastic Gland Kit for 2x2.5mm flat cable c/w Flat Cable Insert, Locknut, Adaptor	Polyamide	2x 2.5mm ² Flat Cable	40
CPRGPF25	Grey Plastic Gland Kit for 6mm flat cable c/w Flat Cable Insert, Locknut, Adaptor	Polyamide	6mm ² Flat Cable	30
CPRGPF32	Grey Plastic Gland Kit for 10-16mm flat cable c/w Flat Cable Insert, Locknut	Polyamide	10-16mm ² Flat Cable	30
CPRGPT40	Grey Plastic Tails Kit. c/w, Multiple Inserts, Locknut, Blanking insert	Polyamide	2x 25mm ² + 1x 16mm ²	30
CPRGPT40A	Grey Plastic Tails Kit. c/w Adaptor, Multiple Inserts, Locknut, Blanking insert	Polyamide	2x 25mm ² + 1x 16mm ² + Adaptor	40
CPRGBF20S	Brass Gland Kit for 1-1.5mm flat cable c/w Flat Cable Insert, Locknut	Nickel Plated Brass	1-1.5mm ² Flat Cable	40
CPRGBF20	Brass Gland Kit for 2.5-4mm flat cable c/w Flat Cable Insert, Locknut	Nickel Plated Brass	2.5-4mm ² Flat Cable	40
CPRGBF252	Brass Gland Kit for 2x2.5mm flat cable c/w Flat Cable Insert, Locknut, Reducer	Nickel Plated Brass	2x 2.5mm ² Flat Cable	40
CPRGBF25	Brass Gland Kit for 6mm flat cable c/w Flat Cable Insert, Locknut, Reducer	Nickel Plated Brass	6mm ² Flat Cable	40
CPRGBF32	Brass Gland Kit for 10-16mm flat cable c/w Flat Cable Insert, Locknut	Nickel Plated Brass	10-16mm ² Flat Cable	30
CPRGBT40	Brass Tails Kit. c/w Multiple Inserts, Locknut, Blanking insert	Nickel Plated Brass	2x 25mm ² + 1x 16mm ²	30
CPRGBT40A	Brass Tails Kit. c/w Adaptor, Multiple Inserts, Locknut, Blanking insert	Nickel Plated Brass	2x 25mm ² + 1x 16mm ² + Adaptor	30
CPRGPT32	Grey Plastic Tails Kit. c/w Multiple Inserts, Locknut, Blanking insert	Polyamide	2x 16mm ² + 1x 16mm ²	30
CPRGBT32	Brass Tails Kit. c/w, Multiple Inserts, Locknut, Blanking insert	Nickel Plated Brass	2x 16mm ² + 1x 16mm ²	30
CPRGMGR	10x M20, 3x M32 Semi Blind Grommets	TPE, Flame Retardant	1 - 25mm ²	10

Ideal for use with metal consumer units - See Page 140

- Both Plastic and Brass Glands acceptable, due to no set regulation on cable entry
- Tails Glands allow 2 x tails and 1 x earth cable to enter one single entry, whilst being individually sealed
- No Eddy currents
- Earth cable entry can be easily blanked
- All Glands/Grommets satisfy IP4X (minimum requirement as per NICEIC Guidelines for all cable entry and exit on horizontal planes)
- Cable Retention, negates requirement for additional tails clamp
- All products are self-extinguishing
- Glands are vibration resistant
- Halogen Free Material



CPRGPF25



CPRGBF25



CPRGMGR

Insert Options




Nominal Conductor Area mm ²	1	2	3	4	5	7	10	12	19	27	37	48
Cable Gland Selector Chart - Armoured Cable Gland Kits												
1.5	-	20S	20S	20S	20S	20S	20	20/25	25	25/32	32	32/40
2.5	-	20S	20S	20S	20	20	25	25	25/32	32	32/40	40
4	-	20S	20S/20	20	20	20/25	25	25/32	32	40	-	-
6	-	20S/20	20S/20	20	-	-	-	-	-	-	-	-
10	-	20/25	20/25	25	-	-	-	-	-	-	-	-
16	-	20/25	25	25/32	-	-	-	-	-	-	-	-
25	-	25	25/32	32	-	-	-	-	-	-	-	-
35	-	32	32	32	-	-	-	-	-	-	-	-
50	20	25	32	32	-	-	-	-	-	-	-	-
70	20/25	32	32	40	-	-	-	-	-	-	-	-
95	25	32	40	40/50S	-	-	-	-	-	-	-	-
120	25	40	40/50S	50S/50	-	-	-	-	-	-	-	-
150	32	40	50S/50	50	-	-	-	-	-	-	-	-
185	32	50S	50S/50	63S	-	-	-	-	-	-	-	-
240	32/40	50/50S	50/63S	63	-	-	-	-	-	-	-	-
300	40	50/63S	63S/63	75S	-	-	-	-	-	-	-	-
400	40/50S	63S	63/75S	75	-	-	-	-	-	-	-	-

Gland size CXT	Cable Diameter	
	Min	Max

Armoured Cable Gland		
20S	6.1	11.7
20	6.5	14
25	11.1	20

Cat No.	Description	Wiring Type	Inner Carton	Outer Carton
Mains Powered Door Chimes				
MDC1	Mains Door Chime	Hard Wired	1	24
MDC2	Mains Door Chime with White Bell Push	Hard Wired	1	24
MDCPB1	White Plastic Bell Push	Hard Wired	1	500
MDCPB2	Brushed Steel Bell Push	Hard Wired	1	100
MDCPB3	Polished Chrome Bell Push	Hard Wired	1	100
MDCPB4	Brass Bell Push	Hard Wired	1	100



- Mains Powered, 230VAC
- Mechanical "Ding Dong" sound
- Built in transformer
- 80dB sound output
- Wall mounted, fixings supplied
- Bell pushes for use with MDC1 chime unit

Smoke Alarms

Domestic fires can be ignited from many things from a poorly discarded cigarette, wiring failure, cooking mistake or even an unattended candle.

The comprehensive range of BG smoke detectors is suitable for all residential applications. It is recommended for at least one smoke alarm to be installed on each level of the home and in areas close to the bedroom. A working, functional smoke alarm provides the earliest possible warning of smoke or fire and can double a person's chances of surviving a house fire.

There are both mains powered and battery powered alarms available. The mains powered units have an interlink feature which means that up to 23 BG mains powered smoke alarms can be installed on the same wiring circuit. When interlinked, all alarms sound if a danger is detected.

There are two different types smoke alarm technologies widely used:

Ionisation. These smoke alarms are designed to detect fires associated with fast flaming fires which spread through the home extremely quickly.

Optical. these smoke alarms are designed to detect fires associated with slow, smouldering fires which can create large amounts of thick, toxic smoke.

It is recommended to install both types in a property to cover against both types of fires, enhancing safety.

There are other detectors which are valuable to detect different aspects of safety:

Carbon Monoxide. This lethal, toxic gas is odourless and you will not know that it is there. Since 2013, the Gas Safe register recommends that a CO alarm be fitted with a new or replacement fixed solid fuel appliance is installed. The BG range has both a mains powered unit and a battery unit for increased flexibility on installation location.

Heat Detector. Suitable for areas which are humid or dusty where optical and ionisation alarms are unsuitable due to the increased risk of nuisance alarms. Areas such as kitchens, lofts and garages are suitable for the heat alarm.

All mains powered alarms come with 9V Alkaline battery back up as standard and are guaranteed for 6 years. The tamper resistant locking device prevents unauthorised removal for added peace of mind.



SDMIA
Ionisation alarm



SDMOA
Optical alarm



SDMHA
Heat alarm



SDMCO
Carbon Monoxide
alarm

Cat No.	Description	Alarm Type	Installation Location	Inner Carton	Outer Carton
Mains Powered Smoke Alarms					
SDMOA	230VAC Mains Powered Optical Detector	Slow, Smouldering Fires	Escape or Circulation Routes	1	6
SDMIA	230VAC Mains Powered Ionisation Detector	Fast-Flaming Fires	Living rooms, Bedrooms	1	6
SDMHA	230VAC Mains Powered Heat Alarm	Dusty, Humid environments	Kitchens, Garages	1	6
SDMCO	230VAC Mains Powered Carbon Monoxide Detector	Carbon Monoxide Sources	Boilers, Log Burning Stoves	1	6
SDPA	18mm Deep Mounting Patress	Accessory	With Mains Powered Smoke & Heat	1	6

The SDPA is used for surface installations involving cable entry via trunking or conduit.

- loose fit terminal block for ease of installation
- suitable for use with SDMOA, SDMIA, SDMHA

- Interconnectable. Up to 23 alarms on the same wiring network
- Tamper resistant locking device. Prevents unauthorised removal without use of a tool
- Alarm memory. Identifies source unit within interconnecting network
- Combined Test/ Hush button
- Auto reset after activation
- Battery back up, 9V Alkaline battery as standard
- BSI and CE certified



SDMOA



SDMIA



SDMHA



SDMCO

Battery Powered Smoke Alarms

SDBCO	Battery powered Carbon Monoxide Detector	Carbon Monoxide Sources	Boilers, Log Burning Stoves	1	6
SDLLSM	Long Life, Sealed-in Lithium Battery Smoke Detector	Smoke	Versatile, around the home	1	6



SDBCO



SDLLSM

- End of life warning after 10 years, alerts you when you need to replace the alarm
- Smoke detector has combined Test / Hush button
- Carbon Monoxide has combined Test / Reset button
- Easy to install
- BSI and CE certified



Ceiling & Lighting Accessories

High quality and robust accessories offering durability, reliability and ease of installation

Ceiling Accessories



Lamp Holders & Pendants



Energy Saving Fittings



Ceiling Switches




Fluorescent Starters



Ceiling Roses	130
Pendant Sets	130
Batten Holders	131
Ceiling Switches	132
Lamp Holders	133
Decorative	133
Fluorescent Starters	134
Pulsestarters	135
Starters Technical	137
Link Lights	138

Ceiling Accessories

Cat No.	Description	Inner Carton	Outer Carton
Ceiling Roses			
561	3.5" diameter	10	100
661	3" diameter	10	100



- Large capacity earth terminal with locking terminal screw
- Eight "in-line" terminals all with captive screws
- Wiring aperture in base with extra knockout for ease of wiring
- Spin-on cover with smooth cable entry for maximum protection of pendant conductor insulation
- Large capacity earth terminal with locking terminal screw
- Base moulded in clear polycarbonate
- Cover moulded in satin finish urea
- Manufactured to BS67



Pendant Sets (T2)			
566	6" flex and 3.5" base	10	100
569	9" flex and 3.5" base	10	100
666	6" flex and 3" base	10	100
669	9" flex and 3" base	10	100
6612	12" flex and 3" base	10	100
720H6	720 lamp holder with 6" flex (no base)	25	250



- Large capacity earth terminal with locking terminal screw
- Wiring aperture in base with extra knockout for ease of wiring
- 0.75mm pendant flex heat resistant to BS6141
- Spin-on cover with smooth cable entry for maximum protection of pendant conductor insulation
- Eight "in-line" terminals all with captive screws
- Manufactured to BS67 and BS EN 60598-2-1



Low Energy Pendant Sets			
666ES13W	13 Watt energy saving pendant (excluding lamp)	1	10
666ES18W	18 Watt energy saving pendant (excluding lamp)	1	10



- G24q lamp holder
- Product conforms to all relevant British and European Standards and EMC requirements
- Low energy consumption
- 13 Watt equivalent to 60 Watt incandescent,
18 Watt equivalent to 100 Watt
- Manufactured to BS EN 60598



Cat No.	Description	Inner Carton	Outer Carton
Low Energy Batten Holder			
763ES13W	13 Watt (excluding lamp)	1	10



- Product conforms to all relevant British and European Standards and EMC requirements
- G24q lamp holder
- Low energy consumption
- 13 Watt equivalent to 60 Watt incandescent
- Manufactured to BS EN 60598



Batten Holders Enclosed (T2)			
763	2 terminal body, 3 terminals + earth in base, PVC tails, HO skirt	10	100
767	2 terminal body angled, 3 terminals + earth in base and PVC tails, HO skirt	10	100



- Large capacity earth terminal with locking terminal screw
- Diameter of batten lampholder is 80mm (3")
- T2 temperature rated
- Wiring aperture in base with extra knockout for ease of wiring
- Wired with heat resistant wire
- Base cover can be removed without removing HO skirt
- Manufactured to BS EN 61184



Batten Holders (T2)			
752	3 terminals with short skirt	10	100
753	3 terminals with HO skirt	10	100
747	3 terminal angled with HO skirt	10	100
748	3 terminal angled with short skirt	10	100
201E	Back plate-deep type, 6 knockouts + earth terminal, suitable for 747 and 748	20	200

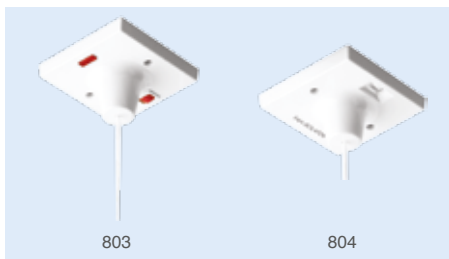


- Manufactured to BS EN 61184



Ceiling Accessories

Cat No.	Description	Inner Carton	Outer Carton
Ceiling Switches			
801	6 amp 1 way	10	10
802	6 amp 2 way	10	10
803	45 amp double pole with power indicator	10	10
804	10 amp triple pole fan isolator	10	10
801PC	Replacement pull cord, 1.5m	20	20



- Supplied with approximately 1.5 metres of cord
- Individually bagged
- Manufactured to BS EN 60669-01



Decorative Ceiling Roses and Switches			
802BRG	6 amp 2 way ceiling switch Brass finish	5	50
802CH	6 amp 2 way ceiling switch Chrome finish	5	50
802ST	6 amp 2 way ceiling switch Steel finish	5	50
661BRG	Brass finish cover with polycarbonate 3" diameter base	5	50
661CH	Chrome finish cover with polycarbonate 3" diameter base	5	50
661ST	Steel finish cover with polycarbonate 3" diameter base	5	50

- Supplied with approximately 1.5 metres of cord
- Individually bagged
- Manufactured to BS EN 60669-01



Lamp Holders - Heat Resistant (T2)			
720	Cord grip with short skirt	20	20
721	Cord grip with HO skirt	20	20
725	½" 26 BSB threaded entry with short skirt	20	20
728H	10mm threaded entry with short skirt	20	20
252	Pushbar lamp holder switched ½" 26 BSB with threaded entry and short skirt	20	20
7368-05	Short skirt	100	1000
7369-05	HO skirt	100	1000



- Moulded in robust fully insulating plastic
- Positive cord-grip
- Manufactured to BS EN 61184
- 2A at 250V AC



For our full range of lighting accessories please see our new Luceco LED Lighting catalogue or visit our website at www.luceco.com



LUCECO

LED Lighting

Environmental & Energy Saving



Fluorescent Starters

Cat No.	Description	Inner Carton	Outer Carton
Fluorescent Starters			
FSU	4-80 Watt	10	100
FS2	4-22 Watt single series	10	100
FS125	70, 75, 80, 85, 100-125 Watt	10	100




- Manufactured to BS EN 60155
- All starters are kite marked



Lamp Type	Wattage	Circuit	FSU	FS125	FS2
Fluorescent Starter Specifications					
150mm	4 Watts	Single	220/250V		110/130V
		Twin Series			220/250V
225mm	6 Watts	Single	220/250V		110/130V
		Twin Series			220/250V
300mm	8 Watts	Single	220/250V		110/130V
		Twin Series			220/250V
525mm	13 Watts	Single	220/250V		
450mm	15 Watts	Single	220/250V		110/130V
		Twin Series			220/250V
360mm	16 Watts	Single	220/250V		110/130V
600mm	18/20 Watts	Single	220/250V		110/130V
		Twin Series			220/250V
Circline	22 Watts	Single	220/250V		110/130V
900mm	30 Watts	Single	220/250V		
Circline	32 Watts	Single	220/250V		
600mm	40 Watts	Single	220/250V		
1200mm	36/40 Watts	Single	220/250V		
1500mm	85/80 Watts	Single	220/250V	240/250V	
1800mm	70/85 Watts	Single	220/250V	240/250V	
2400mm	100/125 Watts	Single		240/250V	

Cat No.	Description	Inner Carton	Outer Carton
Pulsestarter			
EFS120	Pulsestarter	10	100
EFS120P	Pulsestarter potted	10	100
EFS600	Pulsestarter	10	100
EFS600P	Pulsestarter potted	10	100
EFS300	Rapid start	10	100
EFS400	Cold start	10	100



Lamp Wattage	Linear G13 T12	Linear G13 T8	Linear G5	Circular G10q	Compact TC-S G23	Compact TC-D/TC-TG24 /GX24	Compact TC-L/F 2G11	TC-DD GR10Q
Pulsestarter Selection Guide								
5					EFS 120			
7					EFS 120			
8			EFS 120					
9					EFS 120			
10						EFS 600		EFS 600
11					EFS 600			
13			EFS 600			EFS 600		
15	EFS120							
16								EFS 120
18	EFS 120					EFS 600	EFS 600	
20		EFS 120						
21								
22				EFS 120				
24								
26							EFS 600	
28								EFS 600
30	EFS 600	EFS 600						
32				EFS 600				
34						EFS 600		
36	EFS 600					EFS 600		
38	EFS 600							EFS 600
40		EFS 600						
58	EFS 600							
60				EFS 600				
65		EFS 600						
70	EFS 600							
75		EFS 600						
80		EFS 600						
85		EFS 600						
125		EFS 600						

* Pulsestarter is not recommended for use with lamps below 15W • Pulsestarter is not compatible with 2400mm 100W T12 lamps

Technical Information

Pulsestarter EFS 120

Lamp types: Linear fluorescent lamps from 450mm 15W to 600mm 20W, T8 (26mm) or T12 (38mm) diameter

- 16W 4 pin 2D lamps with GR 10q bases
- 22W circular lamps
- Supply voltage: 110-250V ac RMS 50/60 Hz
- Operating temperature: -30°C to +75°C
- Preheat: 2.8 seconds nominal at 25°C ambient
- H.V. pulsing: Single pulse (1300V nominal) when striking healthy lamp in normal room ambients
- Starter will supply additional pulses if lamp fails to conduct on first pulse (e.g in extremes of temperature, or in worn lamp situations)
- Safety Shutdown: Within 3.5 seconds at 25°C ambient

Pulsestarter EFS 120P

- Potted Pulsestarter
- Technical details as EFS 120
- BASEEFA 02ATEX 0135LL
- EN 50021:1999
- Operating temperature: -30°C to +75°C
- Complete with 6 inch tails

Pulsestarter EFS 600

Lamp types: Linear fluorescent lamps from 900mm 30W to 2400mm 125W, T8 (26mm) or T12 (38mm) diameter. (Excluding 2400mm 85W and 100W and 1500mm 115W - 140W sunbed lamps)

- 18W to 36W compact fluorescent lamps with 4 pin 2G11 and G24 bases
- 28W and 38W 4 pin 2D lamps with GR 10q bases
- Supply voltage: 200-260V ac RMS 50/60 HZ
- Operating temperature: -30°C to +75°C
- Preheat: 2.3 seconds nominal at 25°C ambient
- H.V. pulsing: Single pulse (1300V nominal) when striking healthy lamp in normal room ambients
- Starter will supply additional pulses if lamp fails to conduct on first pulse (e.g in extremes of temperature, or in worn lamp situations)
- Safety Shutdown: Within 3 seconds at 25°C ambient

Pulsestarter EFS 600P

- Potted Pulsestarter
- Technical details as EFS 600
- BASEEFA 02ATEX 0135LL
- EN 50021:1999
- Operating temperature: -30°C to +75°C
- Complete with 6 inch tails

Pulsestarter EFS 300

Lamp types: 4-85W and 125W linear lamps T8/T12, 16-38w TC-DD 18-26w TC-DE/TE, 24-36w TC-L 22-60w circular and U-tubes

- Supply voltage: 200-260V AV 50/60 HZ single lamps
- Operating temperature: -30°C to +75°C
- Preheat: 0.3s nominal @ 20°C
- H.V. pulsing: Single pulse 1500V maximum
- Safety Shutdown: Within 1 second @ 20°C
- Markings: CE

Technical Information

Pulsestarter EFS 400

Lamp types: 18-65W linear lamps T8/T12, 16-38w tc-dd, 18-26w TC-DE, 24-36w tc-l 22-60w circular and U-tubes

- Supply voltage: 200-260V AC 50/60 HZ single lamps
- Operating temperature: -30°C to +75°C
- Preheat: 2.0S nominal @ 20°C
- 3.0S nominal @ -40°C
- HV pulsing: Single pulse 1500V maximum
- Safety shutdown: Within 2.5 seconds @ 20°C, Within 3.5 seconds @ -40°C
- Markings: CE and ENC 12

Pulsestarter Technical Section

More than 20 years of research, development and production provide the most reliably proven Electronic Starter for fluorescent lamps in the world.

Specified for many prestigious projects worldwide, the Pulsestarter has set international performance standards which are still to be equalled.

The Pulsestarter offers a number of advantages in relation to conventional devices:

- Fully optimised electronic ignition sequence
- Significantly extends standard lamp life
- Improved lumen maintenance
- Automatic failed lamp safety shut down
- Automatic reset
- Smooth no flicker starting
- Low temperature starting
- Long life performance

The Pulsestarter increases lamp life and therefore significantly reduces harmful mercury waste.

The Pulsestarter is environmentally friendly.

Pulsestarter was the world's first electronic starter to provide a fully optimised programmed strike mode for fluorescent lamps. It has been much refined since its conception in the 1980s.

T8 (26mm) lamps are more difficult to strike than their T12 (38mm) predecessors, and have less robust cathode assemblies.

Cathode wear during starting is the limiting factor on tube life, and with the introduction of energy saving T8 lamps, this has increased.

When a tube reaches the end of its life, a lamp failure monitoring circuit shuts the starter down until the lamp is replaced - avoiding repeated attempts to strike failed or faulty lamps and preventing excessive heat build up in the control gear and intrusive flashing.

Although more costly than the unit it replaces, Pulsestarter offers in real terms a 70% reduction in fluorescent maintenance labour costs, as well as extending tube life by over 50%.

At the 7,500 hours nominal life quoted by most lamp manufacturers, the user can expect to have suffered 30% failures due to cathode damage. At this point the light output has fallen to only 90% of design lumens.

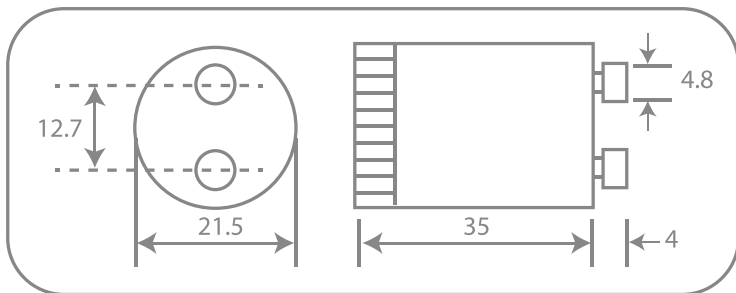
The Pulsestarter programme strike mode was developed to ensure that the new lamps delivered a real saving - and not just an energy saving which could be cancelled by increased maintenance costs.

Pulsestarter avoids the problem of cold striking by fully heating the cathodes to optimum operating temperature before applying a controlled striking pulse. Therefore wear during starting is virtually eliminated, and tube life is extended to the point where lumen deficiency determines replacement. If the Pulsestarter had been fitted, the early cathode failures would have been eliminated, and the user could have chosen to relamp at a point when lamp output had fallen to a predetermined level. Typically, if 85% of design lumen output was considered the minimum acceptable level, the lamps could be changed at 15,000 hours. With Pulsestarter, the cathodes would still be functioning 100%.

Using solid state construction, Pulsestarter offers long life performance, and need not be replaced during planned lighting maintenance - saving the cost of replacement starter switches.

Our policy of achieving international approvals is your assurance of our consistent quality.

Pulsestarter Technical Section



Canister to BSEN 60155: Nominal dimensions in millimetres

Canister and Base materials: Polycarbonate. VO rated

Pin material: Brass.

An encapsulated two wire connection version is also available.

Approved to group two non-incentive (N) License No. BASEEFA 02 ATEX 0135LL

Circuits:

The circuit is optimised for use in standard lagging power factor switch start fluorescent circuits, and all of the parameters quoted relate to use in this configuration.

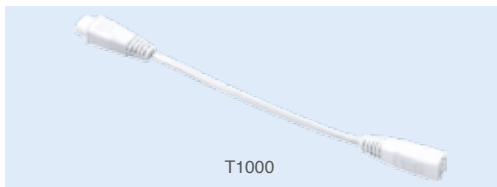
Cat No.	Description	Wattage	Inner Carton	Outer Carton
Link Lights				
T46W	Miniature fluorescent	6 Watt	-	12
T410W	Miniature fluorescent	10 Watt	-	12
T416W	Miniature fluorescent	16 Watt	-	12
T420W	Miniature fluorescent	20 Watt	-	12
T430W	Miniature fluorescent	30 Watt	-	20



- Designed to BS EN 60598-2
- IP20, indoor use only
- CE marked
- Complete with lamp
- F marked
- Units are individually switched
- Supplied with 2 metre lead with female connector

Link Light Accessories

T1000	1 metre long link lead		-	10
-------	------------------------	--	---	----



- Male to female

Link Light Lamps

T4SL6W	6W Triphosphor lamp	6 Watt	-	100
T4SL10W	10W Triphosphor lamp	10 Watt	-	100
T4SL16W	16W Triphosphor lamp	16 Watt	-	100
T4SL20W	20W Triphosphor lamp	20 Watt	-	100
T4SL30W	30W Triphosphor lamp	30 Watt	-	100

Cat No.	Description	Length	Inner Carton	Outer Carton
Starter Sets				
LUCLST50WWUK-LE	Starter Set including LED light bar, warm white - long	500mm	-	24
LUCLST50CWUK-LE	Starter Set including LED light bar, neutral white - long	500mm	-	24
LUCLST30WWUK-LE	Starter Set including LED light bar, warm white - short	300mm	-	24
LUCLST30CWUK-LE	Starter Set including LED light bar, neutral white - short	300mm	-	24



Starter Sets comprise:

- LED light bar
- 24W Plug-in Driver

- Switch
- Straight Connector
- Installation Clips & Screws

Features:

- IP44 rated
- Modular Design : Customisable and suitable for numerous applications
- Choice of two colour temperatures: 2700K warm white and 4000K neutral white

- Easy Installation through clip on system
- Uniform light distribution eliminates worktop reflections
- High Quality aluminium frame and reduced heat emission to ensure a long life

Expansion Sets				
LUCLEX50WW-LE	Expansion Set including LED light bar, warm white - long	500mm	-	50
LUCLEX50CW-LE	Expansion Set including LED light bar, neutral white - long	500mm	-	50
LUCLEX30WW-LE	Expansion Set including LED light bar, warm white - short	300mm	-	50
LUCLEX30CW-LE	Expansion Set including LED light bar, neutral white - short	300mm	-	50



Expansion Sets comprise:

- LED light bar

- Straight Connector
- Installation Clips & Screws

Features:

- IP44 rated
- Modular Design : Customisable and suitable for numerous applications
- Choice of two colour temperatures: 2700K warm white and 4000K neutral white

- Easy Installation through clip on system
- Uniform light distribution eliminates worktop reflections
- High Quality aluminium frame and reduced heat emission to ensure a long life

Cat No.	Description	Inner Carton	Outer Carton
Accessories			
LUCLACSCPIR-LE	PIR Adaptor (Max. 60W), 1m cable - Straight Connector	-	80
LUCLACSCSW-LE	Switch - Straight Connector	-	120
LUCLACCL150-LE	Cable 1.5m	-	80
LUCLACSET-LE	Cable 15cm, 90° Connector, Straight Connector	-	140
LUCLDR50UK-LE	Connector Pack: Cable 15cm, 90° Connector, Straight Connector	-	24






Circuit Protection Domestic

Consumer units, Enclosures, Devices,
Surge protection, Rotary isolators
and accessories

Features



Includes Surge Protection Devices, Rotary Isolators and Industrial Switches:



Type 1 & 2 Devices, Pre-assembled Consumer Unit and Retrofit Enclosure

17th Edition Wiring Regulations Amend 3

The BS 7671:2008 17th Edition IET Wiring Regulations Amendment 3:2015, Regulation 421.1.201 prescribe that within Domestic (household) premises, consumer units and associated switchgear assemblies (enclosures), are manufactured from non combustible material or enclosed in a non combustible cabinet/enclosure and comply with product standard BS EN 61439-3.

The purpose of the new regulations is to reduce the risk and limit the spread of fire from consumer units due to faulty components or poorly installed components.

The new range of BG 'all metal' consumer units and enclosures meet this requirement.

Domestic (household) premises include houses, bungalows, flats, apartments, student lets, sheltered accommodation, static homes, home offices, and attached garages etc. Other types of property that are classed as commercial, and you may wish to consider using all metal consumer units for are :- Nursing Homes, guest Houses, bed and breakfast houses and hostels, etc.

BG 'all metal' consumer units, consist of a metal base, cover and visor and are manufactured from steel – a non-combustible material.

Regulation 421.1.201 requires all designs for new installations from July 1st 2015 to be to the new standard, between July 1st and end of December 2105 installation of 'all metal' consumer units is optional unless designed after July 1st, from Jan 1st 2016 'all metal' consumer units must be installed in domestic premises unless designed before July 1st 2015, in which case choice of metal or plastic is optional.



Requirements for Additional Protection (30mA RCD)

The 17th Edition Wiring Regulations also has the requirement for additional protection from 30mA RCDs, summarised below.

i) All Socket outlets should be protected

ii) Socket outlets (section 411.3.3)

- All sockets up to 20A
- All mobile equipment up to 32A, used outdoors
- Exceptions are socket outlets under supervision of someone skilled/instructing, and labelled socket, e.g. 'Freezer'.

iii) Cables buried in Walls (section 522.6.200)

- All cables concealed in a wall/partition less than 50mm depth, and without earthed mechanical protection, e.g. earth metal conduit.

iv) Location containing a bath or a shower (section 701.411.3.3)

- All circuits serving or passing through a room with a fixed bath or shower

v) Circuit Separation (section 314.1)

- Regulation 314.1, Installation shall be divided into circuits as necessary, to avoid danger and prevents unwanted tripping
- Regulation 314.2, Separate circuits that need to be separately controlled so that so that these circuits are not affected by the failure of other circuits

v) Safety Circuits

- Safety circuits such as smoke alarms should be on independent circuits.

17th Edition BG Consumer Unit Options


Possible consumer unit options to support 17th Edition Wiring Regulations compliance.



1. Main Switch

- Main switch plus the use of RCBOs for every circuit

Note:- The following diagrams use a 12 module consumer unit to demonstrate the available options



2. Split Load

- Some circuits using MCBs protected by an RCD
- Other independent circuits using RCBOs
- Can be created using standard mains switch consumer unit, additional RCD and cable kit CUA5



3. Dual RCD

- Some circuits using MCBs protected by an RCD1
- Some circuits using MCBs protected by an RCD2



4. High Integrity Dual RCD

- Some circuits using MCBs protected by an RCD1
- Some circuits using MCBs protected by an RCD2
- Other independent circuits using RCBOs

Standard Dual RCD consumer unit offers

option of High Integrity Dual RCD as standard.

Note: High Integrity Triple RCD is achieved using only the 22 module Consumer Unit.

Technical Information

Standards

New all metal consumer units comply with 17th Edition Wiring Regulations BS 7671 Amendment 3

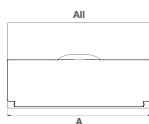
Product	Standard
Consumer Unit	BS EN 61439-3
Main Switch	EN/IEC 60947-3
MCB	EN/IEC 60898
RCBO	EN/IEC 61009-1

Product	Standard
RCD	EN/IEC 61008
Enclosure	EN/IEC 61439
Contactors	EN/IEC 60947, 61095
RCBO	EN/IEC 61558-1

Technical

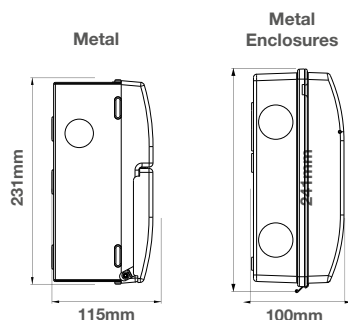
Devices - pole pitch 18mm

Consumer Unit	Metal (A)
8 Modules	244mm
12 Modules	316mm
16 Modules	388mm
19 Modules	442mm
22 Modules	496mm



Terminals

Device	Capacity mm ²	Max Torque Nm
Switch	35	2.5
MCB	16 (32-50A 25mm ²)	2
RCD	35	2.5 (80A 3.5Nm)
RCBO	16 (32-40A 25mm ²)	2



*Note 8 & 12 module 'Tall' variant, height is 261mm

Cut Outs and Knockouts

Range	Top & Bottom Face	Sides	Base
Metal 8 Module	6 x ϕ 20mm, 1 x ϕ 32mm	1 x ϕ 32mm	1 x ϕ 50 x 100mm
Metal 12 Module	8 x ϕ 20mm, 1 x ϕ 32mm	1 x ϕ 32mm	1 x ϕ 50 x 100mm
Metal 16 Module	9 x ϕ 20mm, 2 x ϕ 32mm	1 x ϕ 32mm	2 x ϕ 50mm, 1 x ϕ 50 x 100mm
Metal 19 Module	11 x ϕ 20mm, 2 x ϕ 32mm	1 x ϕ 32mm	2 x ϕ 50mm, 1 x ϕ 50 x 100mm
Metal 22 Module	13 x ϕ 20mm, 2 x ϕ 32mm	1 x ϕ 32mm	3 x ϕ 50 x 100mm
Insulated 8 Module	4 off - 40, 25 x 16mm	40, 25 x 16mm	3 off - 50, 30 x 40mm
Insulated 12 Module	6 off - 40, 25 x 16mm	40, 25 x 16mm	4 off - 50, 30 x 50mm
Insulated 12 Module Tall	6 off - 40, 25 x 16mm	40, 25 x 16mm, 1 x ϕ 25 or ϕ 20mm	4 off - 50, 30 x 50mm
Insulated 16 Module	8 off - 40, 25 x 16mm	40, 25 x 16mm	2 off 50,30 x 50, 4 off 50,30 x 40mm
Insulated 19 Module	9 off - 40, 25 x 16mm	40, 25 x 16mm	6 off - 50, 30 x 50mm
Insulated 22 Module	10 off - 40, 25 x 16mm	40, 25 x 16mm	2 off 50,30 x 50, 6 off 50,30 x 40mm

• Positive contact status indication on Switch, MCB, RCD & RCBO provided by green indicator to show contacts are open

Consumer Unit

Max current rating 100A
Operating Voltage 230V
Short circuit withstand 16kA rms
Metal CU base manufactured from 1.2mm steel

RCD

Type AC
Tripping Time : 1 x $I_n \leq 100\text{ms}$
5 x $I_n \leq 40\text{ms}$

RCBO

Type AC
Poles: 1 (1P + N)

Enclosures

IP65
5 Module
Dims- W-176mm, H- 241mm, D- 100mm
Knockouts- Dia ϕ 20mm can be drilled to 32mm, sides - 2 off, top and bottom - 3 off, base - 1 off

MCB

Breaking Capacity 6000A
Type B operating 3-5 x I_n
Type C operating 5-10 x I_n

Contactors

Poles: 2 (1+N)
NO (Normally Open)


Bell Transformer

- Output voltage 4, 6, 8, 12, 16, 24V
- Rated output 8VA
- Consumption 1, 15W

Metal Consumer Units

Consumer units for use in domestic household premises

- Modern stylish design with a profile that matches BG wiring accessories
- Flexibility for maximum circuit combinations and easy upgrades
- Fast and simple installation
- Taller 8 & 12 module consumer unit, with extra space for RCBOs
- Consumer unit and devices tested to all relevant standards
- 10 Year Guarantee




17th Edition Wiring Regulations Amendment 3

The new range of metal consumer units and enclosures comply with BS 7671:2008 (2015) Amendment 3 to the 17th Edition Wiring Regulations. This addresses the concerns raised by the London Fire Brigade regarding reducing the fire risk from consumer units.

The new regulation states that within domestic premises consumer units and similar switchgear assemblies must comply with BS EN 61439-3 and have either enclosures manufactured from a non-combustible material or be enclosed within a cabinet constructed of a non-combustible material.

A flexible solution for
**17th Edition
 Wiring
 Regulation
 Amendment 3**



10 Year Guarantee

BG Circuit Protection range products are guaranteed against faulty materials and workmanship for a period of 10 years from date of delivery.

(For terms and conditions see www.bgelectrical.co.uk)



Cat No.	Description	Modules
Enclosures		
CFE5W	Weatherproof - IP65	5
CFGAR1	Garage Kit - IP65, 40A 30mA RCD, 6 + 32A MCB	5
CFGAR2	Garage Kit - IP65, 100A Main Switch, 6 + 16A MCB	5
CFSHOW1	Shower Kit - IP65, 63A 30mA RCD, 50A MCB	5

Metal Enclosures

IP65
Weatherproof20mm knockouts, can be
drilled to Ø32mmExtra space to
accommodate SP RCBOs

- Enclosures supplied with DIN rail and neutral and earth terminals
- Manufactured and tested to BS EN 61439
- 5 Module enclosures accept SP RCBOs
- IP65 enclosures c/w Ø20mm knockouts on all sides drillable to Ø32mm
- Enclosure kits supplied complete with devices, DIN rail, neutral cable, neutral and earth terminals, cover blanks and busbar

Cat No.	Description	Modules	Switch	Max No. Ways	Max Total
Main Switch Consumer Units - Unpopulated					
CFSW06*	6 way with 100A switch	8	6	6	6
CFSW10*	10 way with 100A switch	12	10	10	10
CFSW14	14 way with 100A switch	16	14	14	14
CFSW17	17 way with 100A switch	19	17	17	17
CFSW20	20 way with 100A switch	22	20	20	20



CFSW10



CFSW14

- *Denotes taller consumer units, increased height provides more space to enable easier installation of RCBOs
- Metal units supplied with Ø20mm and Ø32mm knockouts
- Each consumer unit supplied with two cover blanks
- Lockable covers also available, see accessories section

RCD Incomer Consumer Units - Unpopulated					
CFRSW806	6 way with 80A 30mA RCD	8	6	6	6
CFRSW810	10 way with 80A 30mA RCD	12	10	10	10
CFRSW814	14 way with 80A 30mA RCD	16	14	14	14
CFRSW817	17 way with 80A 30mA RCD	19	17	17	17
CFRSW820	20 way with 80A 30mA RCD	22	20	20	20



CFRSW806



CFRSW814

- Metal units supplied with Ø20mm and Ø32mm knockouts
- Each consumer unit supplied with two cover blanks
- Lockable covers also available, see accessories section

Note:- Split load configurations, can be created using Main Switch Consumer Unit, RCD and cable kit CUA05

Cat No.	Description	Modules	Switch	Max No. Ways RCD1	RCD2	Max Total
Dual RCD Consumer Units - Unpopulated						
CFD8606	6 way with 100A switch, 1x 80A & 1x 63A 30mA RCD	12	4	6	5	6
CFD8610	10 way with 100A switch, 1x 80A & 1x 63A 30mA RCD	16	5	7	7	10
CFD8613	13 way with 100A switch, 1x 80A & 1x 63A 30mA RCD	19	5	8	8	13
CFD8616	16 way with 100A switch, 1x 80A & 1x 63A 30mA RCD	22	up to 9	up to 13	up to 11	16



- Dual RCD units supplied with optional High Integrity as standard
- Each consumer unit supplied with two cover blanks
- Terminal and busbar design provide maximum flexibility for combination of protected or unprotected circuits
- Lockable covers also available, see accessories section

Cat No.	Description	Modules	Switch	Max No. Ways RCD1	RCD2	Max Total
Dual RCD Consumer Units - Populated						
CFDP18606	6 way with 100A switch, 1x 80A & 1x 63A 30mA RCD, 6x MCBs	12	4	6	5	6
CFDP18610	10 way with 100A switch, 1x 80A & 1x 63A 30mA RCD, 10x MCBs	16	5	7	7	10
CFDP18613	13 way with 100A switch, 1x 80A & 1x 63A 30mA RCD, 10x MCBs	19	5	8	8	13
CFDP18616	16 way with 100A switch, 1x 80A & 1x 63A 30mA RCD, 12x MCBs	22	up to 9	up to 13	up to 11	16



- Supplied complete with MCBs fitted, see table below
- Dual RCD units supplied with optional High Integrity as standard
- Each consumer unit supplied with spare cover blanks
- Terminal and busbar design provide maximum flexibility for combination of protected or unprotected circuits
- Lockable covers also available, see accessories section

Consumer Unit Size	Qty of MCBs	MCBs Included	Qty of Cover Blanks
6 Way	6	6Ax2, 16A, 32Ax2, 40A	2
10/13 Way	10	6Ax3, 16Ax2, 32Ax4, 40A	2
16 Way	12	6Ax3, 10A, 16Ax2, 32Ax4, 40A, 50A	4

Fully Recessed Consumer Units						
CFFD8610	10 way with 100A switch, 1x 80A 30mA RCD & 1x 63A 30mA RCD	16	5	7	7	10
CFFD8616	16 way with 100A switch, 1x 80A 30mA RCD & 1x 63A 30mA RCD	22	Up to 9	Up to 13	Up to 11	16



- Fully recessed for low intrusion
- 68mm depth into wall cavity
- Dual RCD units supplied with optional high integrity as standard
- Each consumer unit supplied with two cover blanks
- Supplied with lockable cover as standard
- Optional barrel lock supplied separately
- Upward opening visor
- Terminals and Busbar design provide maximum flexibility for combination of protected or unprotected circuits.
- Integrated spirit level for ease of installation


Cat No.	Description	Modules	Switch	Max No. Ways	Max Total
RCBO Main Switch Consumer Units - Populated					
CFSWP610	10 way with 100A switch - with 6 RCBOs fitted	12	10	10	10
CFSWP810	10 way with 100A switch - with 8 RCBOs fitted	12	10	10	10
CFSWP110	10 way with 100A switch - with 10 RCBOs fitted	12	10	10	10



- Supplied complete with SP RCBOs fitted
- Each consumer unit supplied with spare cover blanks
- Increased height to enable easier installation of RCBOs
- Lockable covers also available, see accessories section

Consumer Unit Size	Qty of RCBOs	RCBOs Included	Qty of Cover Blanks
CFSWP610	6	6Ax2, 16A, 32Ax2, 40A	4
CFSWP810	8	6Ax3, 16A, 32Ax3, 40A	2
CFSWP110	10	6Ax3, 16Ax2, 32Ax4, 40A	1

Cat No.	Description	Rating	Modules	Inner Carton
Main Switch (Isolator)				
CUSW100	Double Pole	100A	2	10
CUSW1003	Triple Pole	415V/100A	3	10
CUSW1253	Triple Pole	415V/125A	3	10



- Positive contact status indication
- Device capable of being locked in 'ON' or 'OFF' position using a device lock

Type B	Type C	Description	Rating	Modules	Inner Carton
MCBs					
CUMB6	CUMC6	Single Pole, Breaking Capacity 6kA	6A	1	10
CUMB10	CUMC10	Single Pole, Breaking Capacity 6kA	10A	1	10
CUMB16	CUMC16	Single Pole, Breaking Capacity 6kA	16A	1	10
CUMB20	CUMC20	Single Pole, Breaking Capacity 6kA	20A	1	10
CUMB32	CUMC32	Single Pole, Breaking Capacity 6kA	32A	1	10
CUMB40	CUMC40	Single Pole, Breaking Capacity 6kA	40A	1	10
CUMB50	CUMC50	Single Pole, Breaking Capacity 6kA	50A	1	10



- Positive contact status indication
- Available in type B or C
- Device capable of being locked in 'ON' or 'OFF' position using a device lock

RCBOs					
CURB6	CURC6	Single Pole, Breaking Capacity 6kA	6A 30mA	1	5
CURB10	CURC10	Single Pole, Breaking Capacity 6kA	10A 30mA	1	5
CURB16	CURC16	Single Pole, Breaking Capacity 6kA	16A 30mA	1	5
CURB20	CURC20	Single Pole, Breaking Capacity 6kA	20A 30mA	1	5
CURB32	CURC32	Single Pole, Breaking Capacity 6kA	32A 30mA	1	5
CURB40	CURC40	Single Pole, Breaking Capacity 6kA	40A 30mA	1	5



- Positive contact status indication
- Available in type B or C
- Device capable of being locked in 'ON' or 'OFF' position using a device lock
- Additional white earth lead, to provide increased protection from earth leakage.

Cat No.	Description	Rating	Modules	Inner Carton
RCDs				
CUR4030	Double Pole, Type AC	40A 30mA	1	5
CUR6330	Double Pole, Type AC	63A 30mA	1	5
CUR8030	Double Pole, Type AC	80A 30mA	1	5
CUR80100	Double Pole, Type AC	80A 100mA	1	5
CUR80100TD	Double Pole, Type AC, Time Delayed	80A 100mA	1	5



CUR8030

- Positive contact status indication
- Device capable of being locked in 'ON' or 'OFF' position using a device lock

Control Devices				
CUC20	Contactur 20A double pole		1	5
CUC40	Contactur 40A double pole		2	5
CUB1	Bell Transformer		2	5
CUTS1	Time Delay Switch, 1 - 20 mins		1	5
CUTS5	Timer Analogue 24 Hr		3	5
CUTS10	Timer Digital 1 Channel		2	5
CUTS11	Timer Digital 2 Channels		2	5



CUC20

CUC40

CUB1

CUTS5

CUTS10

CUTS11

Accessories				
CUA01	Consumer Unit Cover Blanks (pack of 10, 5 x pairs)			10
CUA02	Busbar 21 Way			10
CUA03	Busbar Shield 21 way			10
CUA04	MCB Blank, 1 Module, DIN rail mounted			10
CUA05	Cable Kit includes neutral and live cables, terminal bar, fixing clip and spare labels (may be used to convert mains switch to split load consumer unit)			5
CUA11	Spare label sheets (Pack of 5)			10
CUA15	Cover lock (to fit insulated tall 12 module consumer units only)			1
CFA16	Metal cover lock blank for use with the metal lockable covers after the barrel lock is removed			1



CUA01

CUA02

CUA03

CUA04

CUA05

CUA11

- Cable kit enables consumer unit upgrade from main switch to split load or split load to dual RCD, or dual RCD to triple RCD (22 module only)
- For further technical information or installation advice please visit our website www.bgelectrical.uk

Cat No.	Description	Inner Carton
Lockable Cover		
CFA20	Lockable Cover, 8 Module, cover complete with fitted visor and lock	1
CFA21	Lockable Cover, 12 Module, cover complete with fitted visor and lock	1
CFA22	Lockable Cover, 16 Module, cover complete with fitted visor and lock	1
CFA23	Lockable Cover, 19 Module, cover complete with fitted visor and lock	1
CFA24	Lockable Cover, 22 Module, cover complete with fitted visor and lock	1



CFA22

- Lockable covers are pre-assembled
- Ideal during first installation to ensure power isolation, and protect installer

Recess Kit		
CFA32	Recessing Kit, 16 Module	1
CFA33	Recessing Kit, 19 Module	1
CFA34	Recessing Kit, 22 Module	1



CFA34

















- Enables 16, 19 or 22 module consumer unit to be recessed into wall
- Supplied with adjustable brackets and trim
- Adjustable brackets enable the consumer unit to be recessed between 42mm and 62mm from the outer surface of the wall
- Consumer unit not included with kit
- Suitable for surface mount consumer units

NEW

Fully Recessed Consumer Units

- Specifically designed to be fully recessed into a wall or cavity up to a depth of 68mm
- Each cover has capability for barrel lock installation and is fitted with cover lock blank as standard
- Fast and simple installation

10
 YEAR
 GUARANTEE

Cat No.	Description	Inserts	Material	Cable Acceptance	Inner Carton
Cable Glands					
CPRGPF20S	Grey Plastic Gland Kit for 1-1.5mm flat cable c/w Flat Cable Insert, Locknut		Polyamide	1-1.5mm ² Flat Cable	40
CPRGPF20	Grey Plastic Gland Kit for 2.5-4mm flat cable c/w Flat Cable Insert, Locknut		Polyamide	2.5-4mm ² Flat Cable	40
CPRGPF252	Grey Plastic Gland Kit for 2x2.5mm flat cable c/w Flat Cable Insert, Locknut, Adaptor		Polyamide	2x2.5mm ² Flat Cable	40
CPRGPF25	Grey Plastic Gland Kit for 6mm flat cable c/w Flat Cable Insert, Locknut, Adaptor		Polyamide	6mm ² Flat Cable	40
CPRGPF32	Grey Plastic Gland Kit for 10-16mm flat cable c/w Flat Cable Insert, Locknut		Polyamide	10-16mm ² Flat Cable	40
CPRGPT32	Grey Plastic Tails Kit. c/w Multiple Inserts, Locknut, Blanking insert		Polyamide	2x16mm ² + 1x16mm ²	40
CPRGPT40	Grey Plastic Tails Kit. c/w, Multiple Inserts, Locknut, Blanking insert		Polyamide	2x25mm ² + 1x16mm ²	40
CPRGPT40A	Grey Plastic Tails Kit. c/w Adaptor, Multiple Inserts, Locknut, Blanking insert		Polyamide	2x25mm ² + 1x 16mm ² + Adaptor	40
CPRGBF20S	Brass Gland Kit for 1-1.5mm flat cable c/w Flat Cable Insert, Locknut		Nickel Plated Brass	2x2.5mm ² Flat Cable	40
CPRGBF20	Brass Gland Kit for 2.5-4mm flat cable c/w Flat Cable Insert, Locknut		Nickel Plated Brass	6mm ² Flat Cable	40
CPRGBF252	Brass Gland Kit for 2x2.5mm flat cable c/w Flat Cable Insert, Locknut, Reducer		Nickel Plated Brass	10-16mm ² Flat Cable	40
CPRGBF25	Brass Gland Kit for 6mm flat cable c/w Flat Cable Insert, Locknut, Reducer		Nickel Plated Brass	1-1.5mm ² Flat Cable	30
CPRGBF32	Brass Gland Kit for 10-16mm flat cable c/w Flat Cable Insert, Locknut		Nickel Plated Brass	2.5-4mm ² Flat Cable	30
CPRGPT32	Grey Plastic Tails Kit. c/w Multiple Inserts, Locknut, Blanking insert		Polyamide	2x16mm ² + 1x16mm ²	40
CPRGPT40	Grey Plastic Tails Kit. c/w, Multiple Inserts, Locknut, Blanking insert		Polyamide	2x25mm ² + 1x16mm ²	40
CPRGPT40A	Grey Plastic Tails Kit. c/w Adaptor, Multiple Inserts, Locknut, Blanking insert		Polyamide	2x25mm ² + 1x 16mm ² + Adaptor	40
CPRGMGR	10x M20, 3x M32 Semi Blind Grommets	-	TPE, Flame Retardant	1 - 25mm ²	10



- Both Plastic and Brass Glands acceptable, due to no set regulation on cable entry
- Tails Glands allow 2 x tails and 1 x earth cable to enter one single entry, whilst being individually sealed
- No Eddy currents
- Earth cable entry can be easily blanked
- All Glands/Grommets satisfy IP4X (minimum requirement as per NICEIC Guidelines for all cable entry and exit on horizontal planes)
- Cable Retention, negates requirement for additional tails clamp
- All products are self-extinguishing
- Glands are vibration resistant
- Halogen Free Material
- Individually bagged

Surge Protection Devices



The inclusion of Surge Protection Devices (SPDs) in the 17th edition of the BS EN 7671 Wiring Regulations amendment 1 shows how far the complexity and concern for personal safety of modern installation has come.

To be clear, SPDs do not protect an installation from lightning strikes, only a fitted lightning protection system to BS EN 62305 will prevent a direct strike from damaging the property. SPDs provide protection from two forms of surge:-

LEMP - Lightning Electro Magnetic Pulse

SEMP - Switching Electro Magnetic Pulse

What are surges?

Surges are short-term high voltage impulses often called 'spikes', 'transients' or 'glitches'. The duration of these surges are typically measured in micro seconds.

Surges are typically produced from internal tripping events such as a lift motor in a hotel or office, lighting being turned on and off. When there is a high energy inrush, this generates a surge and continues on around the circuits and can damage sensitive electronic equipment.

Lightning strikes also produce huge surges, up to 2km away from a direct strike. Surges can be induced in cabling systems, even when there is no direct connection to the point of a lightning strike.

The consequences of a surge

Without adequate protection the greatest consequence is a risk to human life, particularly in circumstances where medical equipment is involved and could be damaged. Secondly, there is the potential downtime in production e.g. in a workshop, retail outlet or office. Finally, there is the inconvenience of replacing valuable and sensitive equipment, insurance claims, and increased insurance premiums.

Note:- Currently, cabling for data, telephones and satellites are outside the scope of the 17th edition, but installers and specifiers should still consider providing surge protection for these systems.

Surge Protection Devices

Changes to the 17th Edition BS 7671 Wiring Regulations amendment 1

Two specific sections of the regulations are pertinent to SPDs, and it is important to understand these in more detail:

Section 443 refers to why and when SPDs should be fitted.

Section 534 refers to device selection.

Section 443 Is simply a risk assessment, and asks the question if not installing an SPD, represents an issue to human life, public service or industrial activity. If the answer is 'Yes' then fitting of the SPD is mandatory.

Where some confusion arises is the reference to risk of lightning in relation to the number of thunderstorm days per year. The UK on a whole has less than 25 thunderstorm days per year. Therefore, it is not generally required to fit SPDs to all domestic properties. However, where higher risk to personal injury or prevention of commercial activity, further risk assessment is required.

The main driver for installation of SPDs will be insurance companies, with the potential for reduced premiums if SPDs are fitted, or the possibility of non-payment of insurance in the event of any damage or injury if not fitted.

Section 534 Refers to how to divert the surge current to earth before this surge has a way to propagate about the wiring of the installation and cause damage, by considering which device to install.

A house or building is split into Lightning Protection Zones (LPZ), as a potential surge passes between one zone to another, this is where the appropriate SPD should be fitted, e.g. between the outside (LPZ0A) to the inside of a building (LPZ1) -SPD fitted in a consumer unit.

There are three types of SPD, called type (or Class) 1, 2 and 3:

Installation as defined in the standard is simple enough, the device is connected with cables to and from the unit no longer than a metre in total, and a short path to earth will ensure the effective discharge of the surge to earth.

Type 1	Type 2	Type 3
Used on buildings that has an overhead (TT) supply or a lightning protection system fitted on the roof.	Suitable for all other installations at the incomer or after a type 1 SPD at sub distribution level. The modern home with an underground cable supply would typically use a type 2 unit.	Used after a type 2 for localised over voltage protection in control cabinets or sensitive or valuable electronic equipment. E.g. A surge protected extension lead to a large plasma TV, is an example of a type 3 device

Note, if a type 2 SPD is installed and cable lengths are less than 10m, then there is no longer a requirement to fit type 3 surge protected extension leads. If greater than 10m then type 3 surge protection should be fitted.

For the most part a simple two pole device for single phase TT or TNS will be enough. In TNCS systems a single pole unit may be sufficient as only the live conductor comes to the property that can bring a threat from outside influences affecting that supply.

The following is where high risk and SPDs must be fitted:

- **Risk to human life** - places where people are receiving medical treatment, safety equipment used, properties with overhead TT systems.
 - **Public Services** - museums, IT centres, libraries
 - **Commercial and industrial** - factories, offices, shops
- Areas where SPDs should be considered and further risk assessment required:
- **Large residential** - flats
 - **Domestic** - depending on location, cabling system etc.

Surge Protection Devices

Features

No resetting of SPD required, the excess voltage is quickly taken to earth, before the rest of the circuits are damaged.


The type 1 and 2 SPD's are a parallel connection so it fails safe or in a way to not take out the supply, some additional fuse may be added in the SPD "spur" in larger installations.

Devices have indicators to advise end of life of the device.

To cater for situations where cables come into an SPD and out again. A cable stacking kit is available to allow increased terminal space, and fits all BG SPD's.

The SPD can be installed in a consumer unit on the DIN rail or beside an additional enclosure that give some separation from the clean circuits. This may also help to meet the 1 metre total installation cable length requirements of the standard.


The device meets the requirements of the IEC 61634-1 and EN 61643-11 standards.



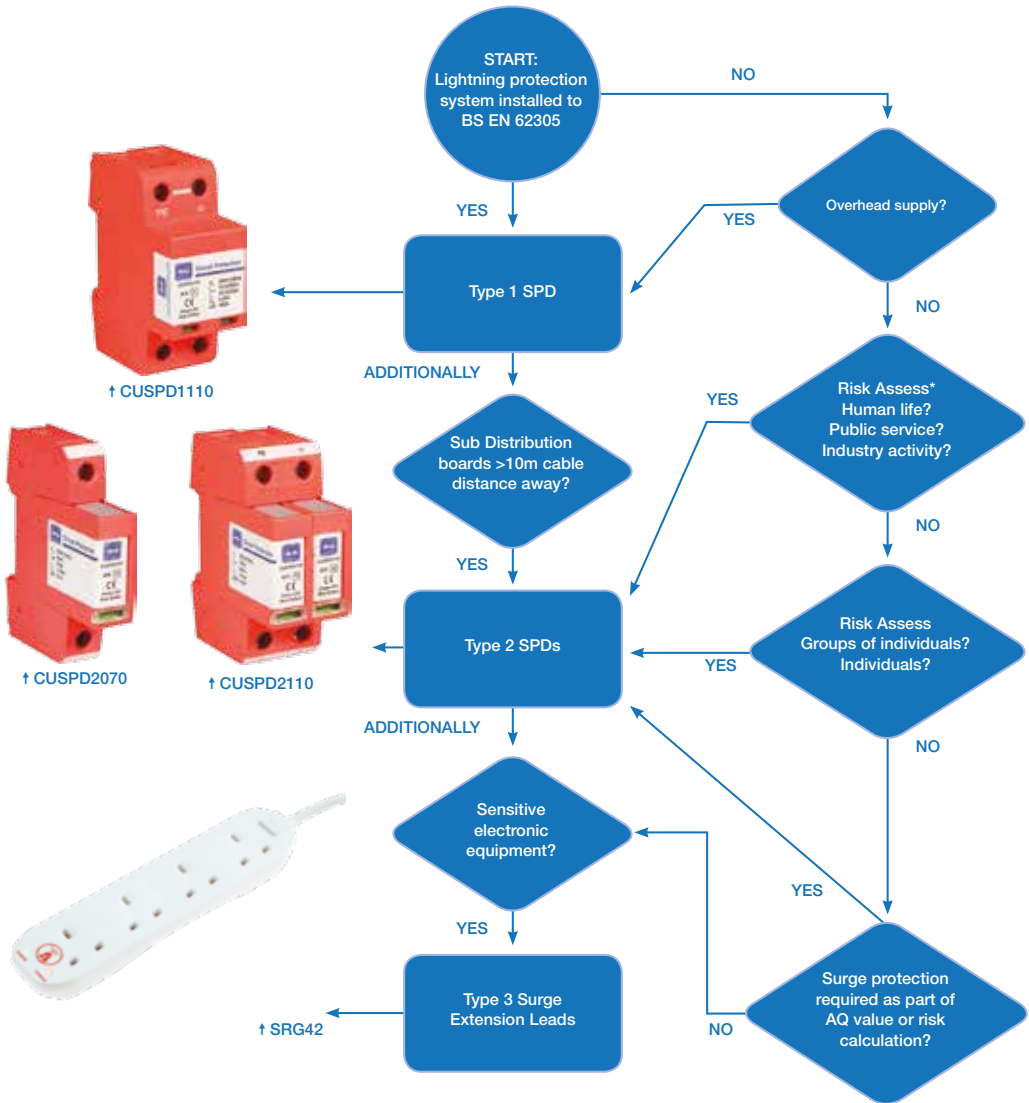
10 YEAR GUARANTEE

The SPD range is guaranteed against faulty materials and workmanship for a period of 10 years from date of delivery - Contact BG for more details.

The pre-assembled Enclosure provide a simple one stop shop for wholesalers and contractors. The SPD enclosure can be fitted next to any existing or new consumer unit of any brand where surge protection is required.



Selection Guide



* According to BS 7671 (443.2.4 note 2), there is no need to perform a risk assessment calculation for levels of consequence, because this calculation always leads to the result that protection is required.

Note :- Within section 534 there is the 10m rule, about the voltage protection level of an SPD. E.g. if there was an SPD in the consumer unit, after this point the SPD has an effective protection distance of up to 10m as defined in the BS7671 amendment 1, this means that a PC in a study >10m from the main SPD will need local over voltage protection. This can be provided by standard surge protection extension leads - see current range in catalogue.

Surge Protection Devices

The Range

The BG range has been selected to cater for the majority of domestic/commercial applications with the minimal of range, in order to keep selection simple and minimise stock holding for potential stockists.

Type 1 & 2 - Surge Protected Devices

Part No.	Description
CUSPD1110	Type 1 and 2, 2 Module, TT, TN and TNCS
CUSPD2070	Type 2, 1 Module, TNCS
CUSPD2110	Type 2, 2 Module, TT, TN and TNCS
CUSPDA01	Accessory - Cable stacker kit, allows cables to enter in & out of SPD



↑ CUSPDA01



↑ CUSPD1110



↑ CUSPD2070



↑ CUSPD2110

Type 2 - Pre-assembled Consumer Unit and Type 1 & 2 Retrofit Surge and Lightning Protection Enclosure

- Stand alone enclosure to be fitted to existing consumer units / enclosures, to provide lightning and surge protection, supplied with 100A mains switch to enable SPD and consumer unit to be isolated, and enclosure is weatherproof to IP65 and accepts both mini-trunking and conduit entry

Part No.	Description	Product Detail
CFSPDE01	SPD Enclosure Kit	c/w SPD Type 1/2 (CUSPD1110), TT, TN and TNCS, 100A Main Switch



↑ CFSPDE01

Type 3 - Surge Protection Extension Leads

Note :- Information on this range can be found on page 172 of the BG electrical catalogue.

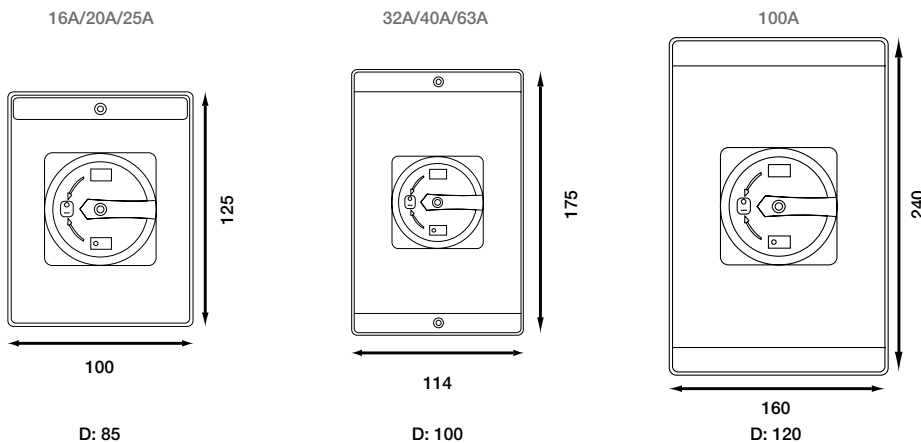


2 Pole	4 Pole	Description	Inner Carton
Rotary Isolators			
-	CPRSD416	16A Rotary Isolator 4P a.c. IP65	1
CPRSD220	CPRSD420	20A Rotary Isolator 4P a.c. IP65	1
-	CPRSD425	25A Rotary Isolator 4P a.c. IP65	1
CPRSD232	CPRSD432	32A Rotary Isolator 4P a.c. IP65	1
CPRSD240	CPRSD440	40A Rotary Isolator 4P a.c. IP65	1
CPRSD263	CPRSD463	63A Rotary Isolator 4P a.c. IP65	1
-	CPRSD4100	100A Rotary Isolator 4P a.c. IP65	1

- Insulated
- Red/Yellow padlock-able handle
- Earth terminals included
- Easy cable access via M20 knock-outs (top and bottom)
- Captive retained cover screws
- Switch interlocked with lid to prevent opening in ON position
- Manufactured and tested BS EN 60947-3



*Two pole rotary isolators, only available for export market




Industrial Switches

Cat No.	Description	Inner Carton
Industrial Switches - Stop Station		
CPSIST	Single Station Stop, 60mm, IP65	1
CPEST	Emergency stop ,40mm, IP65	1
CPESTMH	Emergency stop mushroom head, 60mm, IP65	1
CPESTKR	Emergency stop c/w key release, 40mm, IP66	1

- Each switch contains 1 normally closed, NC, contact
- CE Approved
- Easy cable access via M20 knockouts (top and bottom)
- Captive retained cover screws



Industrial Switches - Start Stop		
CPENCS	Enclosed start, IP65	1
CPENCSST	Enclosed Start/Stop, Green/Red, IP65	1
CPENCKS	Enclosed 2 position key switch, IP66	1



- Industrial control push buttons & key switches
- CE Approved
- Easy cable access via M20 knockouts (top and bottom)
- Captive retained cover screws

Industrial Switches - Contact Accessories		
CPPBCNO	Additional Push Button contact - N/O	20
CPPBCNC	Additional Push Button contact - N/C	20



- Additional Contacts, suitable for all BG industrial switches
- CE Approved
- N/O - Normally open
- N/C - Normally closed

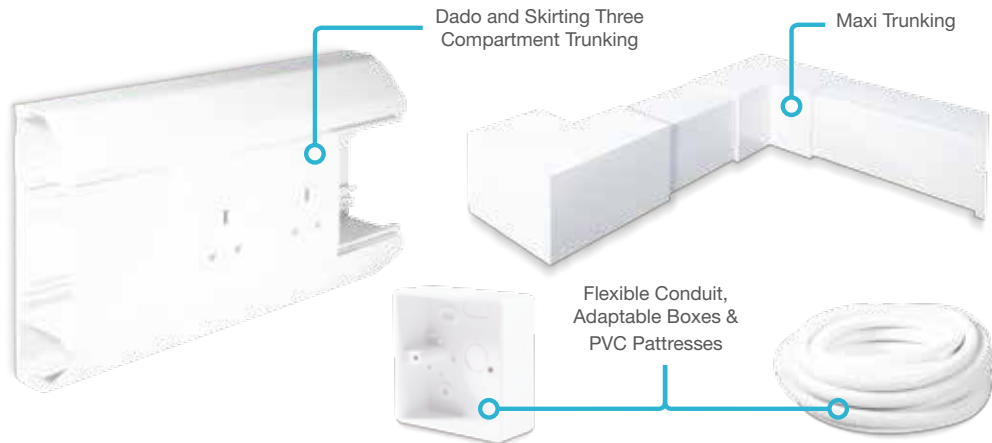
Notes:



Cable Management & Accessories

Solutions for the home, office and industry -
dado/skirting compartment trunking,
Maxi trunking & flexible conduit

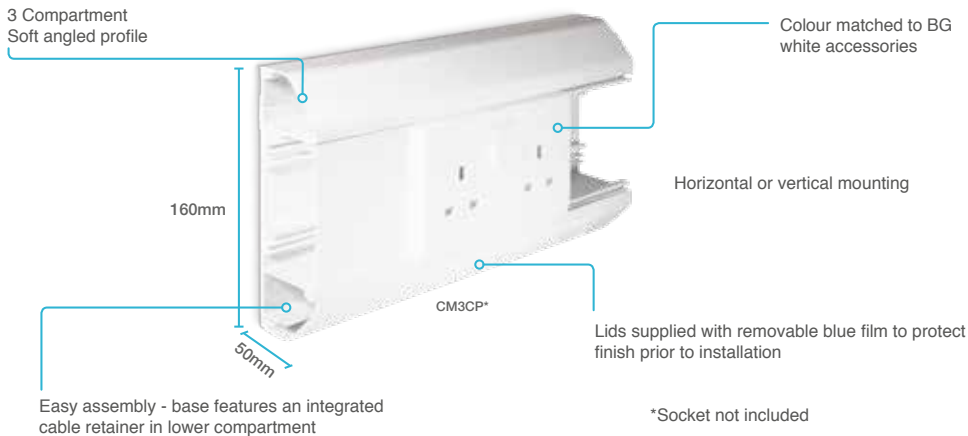
Cable Management



Dado/Skirting Three Compartment Trunking	162
Maxi Trunking	163
Flexible Conduit	164
Adaptable Boxes	164
PVC Pattresses	165
PVC Pattress Adaptor	165



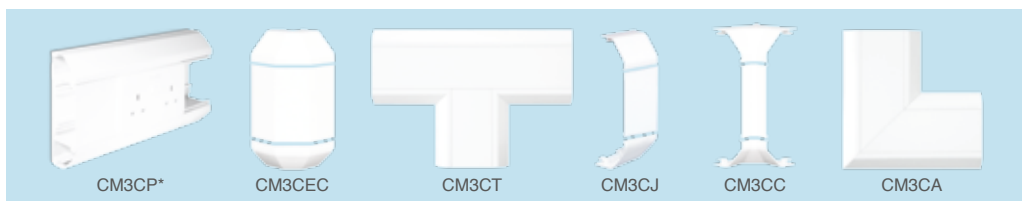
Dado Three Compartment Trunking:



Cable Management


Cat No.	Description	Inner Carton
Dado Three Compartment Trunking		
CM3CP	Cat 5E, Pack - incl. 2 x 3m Base and lids	1
CM3CEC	Cat 5E, External Corner	5
CM3CC	Cat 5E, Internal Corner	5
CM3CA	Cat 5E, Flat Angle	1
CM3CT	Cat 5E, Flat Tee	1
CM3CE	Cat 5E, End Cap	10
CM3CJ	Cat 5E, Joiner	5
CM3CB1	1G Box, 30mm deep	20
CM3CB2	2G Box, 30mm deep	10

- Cat 5E compliant
- Soft angled profile
- Lids supplied with removable blue film to protect finish prior to installation
- Easy assembly - base features an integrated cable retainer in lower compartment
- Horizontal or vertical mounting
- Manufactured from PVCu to meet the requirements of BS EN 50085
- Colour matched to BG white accessories
- Trunking and fillets supplied in 3 metre lengths




- Internal, External corners and Joiners supplied in three piece sets to enable easy removal of lids and access to individual compartments
 - Flat Angle and Flat Tee are fabricated from base and lids, can be used for vertical or horizontal applications. *Note:- Joiners required for neat finish*
 - Boxes have generous side and back break outs to aid cable entry/exit
 - End Cap, Flat Tee, Flat Angles are common for LH/RH trunking with Dado. With Skirting select appropriate LH/RH or Up/Down fittings
 - 1G Box has four mounting pillars, for horizontal or vertical applications
- Note: Boxes CM3CB1 and CM3CB2 are common for Dado & Skirting Trunking.*

Skirting Three Compartment Trunking		
CM3CB	Cat 5E, Base	6M
CM3CL	Cat 5E, Centre Lid	6M
CM3CCL	Cat 5E, Chamfered Lid	6M
CM3CSL	Cat 5E, Square Lid	6M
CM3CSEC	Cat 5E, External Corner	5
CM3CSC	Cat 5E, Internal Corner	5
CM3CSAU	Cat 5E, Flat Angle Up	1
CM3CSAD	Cat 5E, Flat Angle Down	1
CM3CSTU	Cat 5E, Flat Tee Up	1
CM3CSTD	Cat 5E, Flat Tee Down	1
CM3CSEL	Cat 5E, End Cap Left	10
CM3CSER	Cat 5E, End Cap Right	10
CM3CSJ	Cat 5E, Joiner	5
CM3CB1	1G Box, 30mm deep	20
CM3CB2	2G Box, 30mm deep	10



Maxi Trunking:

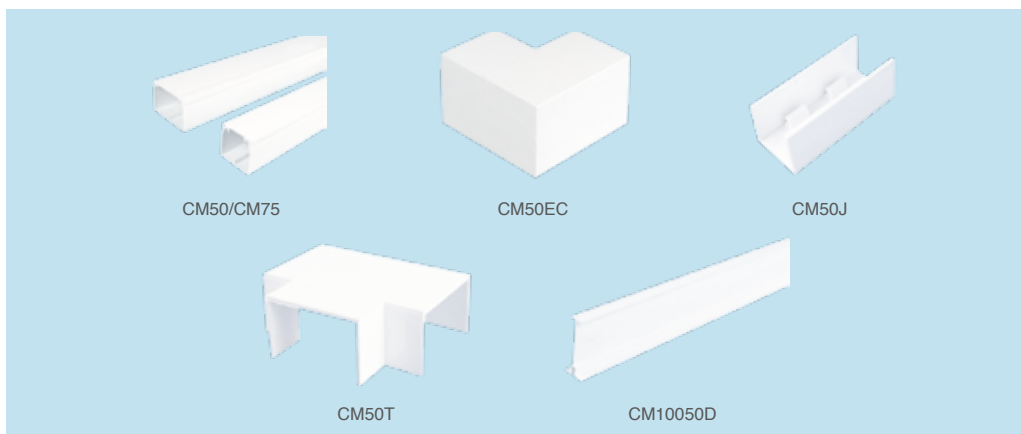


Description	Cat No.				Inner Carton
Maxi Trunking					
	50x50mm	75x75mm	100x50mm	100x100mm	
Trunking	CM50	CM75	CM10050	CM100	12M (CM100 - 6M)
External Corner	CM50EC	CM75EC	CM10050EC	CM100EC	2
Internal Corner	CM50C	CM75C	CM10050C	CM100C	2
Joiner	CM50J	CM75J	CM10050J	CM100J*	2 (CM100J - 10)
End Caps	CM50E	CM75E	CM10050E	CM100E	10
Flat Angle	CM50A	CM75A	CM10050A	CM100A	2
Flat Tee	CM50T	CM75T	CM10050T	CM100T	2
Dividing Fillets	-	-	CM10050D	CM100D	30M

- Tough and impact resistant
- Non flame propagating and self extinguishing
- Manufactured from virgin PVCu to ensure colour consistency
- Resistant to solvents and alkalis
- Internal, External Corners, Joiners and Flat Angles are moulded and clip positively onto the body allowing for an overlap and tolerance of the cut lid
- Time saving - no mitring of joints necessary
- Angled edges to aid cable passing behind the boxes when in-situ

- Generous side and back break outs to aid cable entry/exit
- Trunking supplied in 3m lengths
- Fillets enable power and data services to be separated
- End caps are flush design, requires solvent welding in-situ
- Manufactured to BS EN 50085 and BS 4662


**Two piece extrusion that is required to be solvent welded to the lower internal corners of the trunking base*



Cable Management

Cat No.	Description	Inner Carton
Maxi Trunking Boxes		
CM1001	1G Box, 30mm deep	20
CM1002	2G Box, 30mm deep	10

- Recessed mounting pillars enable flat plate accessories to be accommodated
- Box width enables lid to penetrate beneath the accessory to mask the lid end
- One gang box can be mounted vertically or horizontally
- 1G Box for use with 100x50 and 100x100mm trunking



Flexible Conduit		
CMFC20W	Ø20mm, 10m, White, pack	1
CMFC25W	Ø25mm, 10m, White, pack	1
CMFC20B	Ø20mm, 10m, Black, pack	1
CMFC25B	Ø25mm, 10m, Black, pack	1

- Supplied in 10m length with 10 glands and 10 clip saddles
- Up to IP54 rated
- Manufactured from PVCu to meet the requirements of BS EN 50086



Adaptable Boxes		
CMAB1	75x75x56mm, White	1
CMAB2	100x100x75mm, White	1
CMAB4	150x150x75mm, White	1
CMAB6	225x225x75mm, White	1

- Supplied complete with fixing screws and bootlace gasket to meet IP56 rating
- Rigid heavy duty PVCu construction
- Manufactured to BS EN 60529



Cat No.	Description	Inner Carton
PVC Pattresses		
CMP8132	1G 32mm, Round Corner	20
CMP8232	2G 32mm, Round Corner	10
CMP9132	1G 32mm, Square Corner	20
CMP9232	2G 32mm, Square Corner	10

- Features 20mm conduit knock-out in the top face and 16x25mm mini-trunking knock-out in the opposing face
- Colour matched to BG white wiring accessories
- Round corner to fit with BG 800 series wiring accessories
- Square corner to fit with BG 900 series wiring accessories
- Reduced height mounting lugs to accept flat plate accessories
- Boxes have provision to accept an earth terminal
- Manufactured to BS 4662 where applicable



PVC Pattress Adaptor		10
CMPMTA2	Mini Trunking adaptor, 25x16mm	



- Allow fitting of 25x16mm trunking to BG pattresses
- Adaptor clips into pattress, once knock-out removed

LUCECO



LED Lighting & Accessories

A comprehensive range of high quality outdoor and indoor lighting, featuring the latest LED technology

Why LED?

ENVIRONMENTALLY FRIENDLY

Fluorescent lighting contains mercury. LEDs do not. This makes LEDs safer both to use and dispose of. The mercury contained in just one fluorescent lamp is enough to contaminate 30,000 litres of water beyond safe drinking level limits. Fluorescent lamps are therefore classified as 'hazardous waste'.



COST EFFECTIVE

The true cost of fluorescent lighting is not only in its energy consumption. There is also maintenance over its lifetime, replacement labour and lamp outlay, and disposal costs. With LED, these costs don't exist. LED is a Fit-&-Forget solution.



SAFE LIGHTING

LEDs emit minimal Ultra Violet light (UV). UV light attracts insects and can be harmful to skin, clothing and artwork. Heat emissions are greatly reduced with LED, which means they are cool to touch and perfect for heat sensitive applications.



INSTANT LIGHT

LEDs produce 100% light instantly, with none of the warm up time required by fluorescents.



DURABILITY

LEDs do not contain a filament that can be damaged by shock and vibration – making LED one of the most stable light sources available.



LONG LIFE

The life of LED is between 4 and 40 times greater than traditional products. What's more, they produce consistent light output over their entire life.



www.luceco.com



LuxPanel




A range of recessed panels, making an ideal replacement for most fluorescent luminaries.

Range Content

- Square LuxPanel
- Mounting accessories
- Circular LuxPanel
- Surface Modular



Academy



LED alternatives to the traditional linear fluorescent utilised in educational applications.

Range Content

- High & Low Output
- Opal & Clear Lens

Track



Our series of track lights can be used widely for different interior lighting applications.

Features

- Spot light for 3 circuit lighting track
- Generate less heat, UV & IR free compared to traditional track lights



Pendant



Pendants produce a gentle light creating a bright atmosphere for any space.

Features

- Anodised aluminium finish
- Suspension cables and transparent feed cable
- Suspension height can be adjusted without tools
- Fixed output constant current driver
- Anti-glare microprismatic surface



Emergency



Our range of LED Emergency lighting includes exit signs, bulkheads, downlights and twin spots.

Features

- Emergency operation time 3hrs
- DC or AC/DC operated
- Integral Battery



Ambient



Multiple mounting options and models - including Microwave presence detecting and Emergency lighting.

Range Content

- Bulkheads
- Die Cast accessories
- Mosi
- Wall pack



Titan High Bay



LED alternatives to the traditional HID high bay and Tungsten Halogen floodlights utilised in Industrial and construction applications.

Features

- Instant light output and re-strike unlike most HID
- Recommended for mounting heights of 6m to 12m
- 120W and 200W LED offering > 90lm/W
- Alternative to HID High bay luminaires of 250W-400W
- 60°, 90° & 120° beam angle reflector/refractor to be ordered separately

Worklights



A range of portable task lights in mains voltage and rechargeable versions. Ideal for DIY tasks and hobbies.

Features

- Maintenance free
- Aluminium stand, die cast housing with tempered glass
- 90% energy saving over halogen
- Rechargeable worklight comes with USB charging output
- Weatherproof power

Commercial Floodlights



Maintenance free, supplied with rubber insulated cable to maintain integrity of the aluminium housing.

Features

- Maintenance free
- Durable powder coated aluminium coating (RAL7026)
- Alternative to HID floodlights up to 400 watts
- Supplied with pre-wired rubber insulated cable (2.0m)

Atom Fire Rated Downlights



Using the latest Chip-On-Board (COB) technology for better lifetime, stability & reliability.

Features

- Available in 2700k (warm) & 4000k (neutral) colour temperatures
- Integrated driver
- Dimmable with leading Edge/Triac dimmers
- True halogen appearance
- Fully tested to 30, 60 and 90mins fire resistance



Decorative Wall Lights



The wall light series illuminates walls to produce a comfortable environment.

Features

- High efficiency, energy saving & no glare
- All wall lights can be used vertically or horizontally to give different lighting effects



Slimline Guardian Floodlights



Maintenance free, pre-wired floodlights with 100% instant light output.

Features

- 90% energy saving over halogen
- Maintenance free



Note – this product range is designed for outdoor use. Interior use, especially as an uplight is not recommended.

LuxPack



High output and Standard options, with narrow or wide lens. New range with unique design from Luceco.

Features

- Surface mounted with Luceco driver
- Available in standard or high output for 4ft, 5ft and 6ft lengths
- Suitable for use with batten mount sensors
- Batten mount PIR presence detectors are available

Lamps & Tubes



Aluminium die-casting / thermoplastic construction with the latest LED technology.

Range Content

- Glass GU10
- GU10
- MR16
- Filament Range
- A60 Classic
- C30 Candle
- B45 Mini Globe
- T8 Tubes



Climate / Climate T8



LED alternatives to the traditional HID high bay and fluorescent utilised in industrial and construction appliances

Range Content

- Climate single/twin LED array
- Climate single/twin LED array with DALI driver
- Climate T8 single/twin LED tubes



To find out more about our lighting range

We have a huge range of lighting products and accessories suitable for your domestic and commercial lighting requirements. To find out more, please contact our sales team on: **Tel: +44 (0) 1952 238 100, Fax: +44 (0) 1952 238 180, Email: uk_sales@luceco.com**, alternatively, you can download a digital version of our lighting catalogue alongside further information and other literature items on our website at: **www.luceco.com**





Masterplug Portable Power

A comprehensive range of portable power products from the UK's market leader

About Masterplug



Masterplug is one of the most recognisable brands in the world and has been at the forefront of Portable Power for many decades.

With over 75 years of sales, distribution and manufacturing expertise, we fully understand our customers' requirements and as such we can offer tailor made solutions to our retail partners. These solutions combine high-quality market-leading products with low cost production to ensure our products not only meet the current market trends but exceed our consumers' expectations.

The benefits of buying our products include:

QUALITY ASSURANCE

As one of the world's leading manufacturers, our products are made to the highest possible quality standards. We consider our corporate social responsibility at each step to bring security and peace of mind.

COMPLIANCE TESTING

Our on-site ISO9001 certified laboratory ensures that all our products are manufactured to the relevant internationally recognised quality standards. Ongoing mass production testing and pre-shipment inspections ensure our products leave our facilities in the best possible condition.

PRODUCT DEVELOPMENT

Analysis of market trends combined with our global design teams gives us a unique position from which to drive our product categories. In-house production engineering, rapid tool making and on-site prototyping delivers timely and continuous product development and improvements to the market.

LOGISTICS

Our flexibility in production and raw material stock holding improves the manufacturing and delivery lead times to our partners. We have very flexible supply routes and can ship direct from our 100% wholly owned factory in China, or from our various global warehouses.

ETHICAL POLICY

Masterplug has an overriding obligation to the welfare of workers within its own manufacturing facility and supply chain. Masterplug uses the Ethical Trading Initiative (ETI) Base Code as its standard for its own manufacturing operation and all primary suppliers across all our businesses. Please visit www.ethicaltrade.org for further information on the ETI Base Code.



BASICS



Giving you power where you need it most, our basics range covers the essentials of indoor power.

Range Content

- Extension Leads
- Power Towers
- Trailing Sockets
- Plugs
- Adaptors



SWITCHED



Control the power to each individual socket with our switched range.

Range Content

- Extension Leads
- Trailing Sockets
- Adaptors



SURGE



Protect your valuable equipment from damaging surges and spikes.

Range Content

- Extension Leads
- Power Towers
- Adaptors

Surge Protection Advice

Hundreds of power surges can occur in your home and office every day. The switching on/off of fluorescent lights and household appliances like refrigerators, washing machines and tumble dryers can cause power surges and spikes

£1000 Connected Equipment Warranty

Confident in our 'state of the art' technology Masterplug Surge products come with a 'Connected Equipment Warranty'. In the unlikely event that a surge passes through this protection device within 3 years of purchase and damage occurs to the connected equipment, Masterplug will pay up to the amount shown on the product packaging to repair or replace the equipment.



USB



Power and charge your portable USB devices, without losing socket space.

Range Content

- Extension Leads
- Power Towers
- Charger Plugs
- Adaptors

USB Power

USB Ports to power and charge your MP3 player, mobile phone, tablet, camera or any USB chargeable or power device. Output shared across available USB Ports



USB



Power and charge your portable USB devices, without losing socket space, with our premium high gloss USB range.

Range Content

- Extension Leads
- Power Towers
- USB Adaptors

Unlimited Connected Equipment Warranty

Masterplug will replace ANY equipment damaged as result of a surge or spike that is connected to the mains via this product. Terms & conditions apply, see website for more details

PIANO
BLACKGLOSS
WHITE

WORK



A range of heavy duty leads, reels and accessories, ideal for DIY and light industrial use.

Range Content

- Open Reels
- Case Reels
- Cassette Reels
- Heavy Duty Plugs
- Heavy Duty Extension Leads
- Trailing Sockets
- Inline Connectors
- 110V Site Power



PRO-XT



Professional portable power, developed for global markets.

Delivering on performance, innovation, uniqueness, synergy, quality and value, this range has been developed as the first globally viable portable power offer.

Range Content

- Open Reels
- Case Reels
- Cassette Reels
- Metal Open Reels
- Reverse Reels
- Anti-Twist Reels
- Accessories




OUTDOOR



Designed with outdoor activities in mind, this range provides safe power solutions for garden and light DIY use.

Range Content

- Extension Leads
- IP Rated Extension Leads
- IP Rated Case Reels
- IP Rated Inline Sockets
- RCD Protection
- Accessories



TRAVEL



Charge and power your portable devices wherever you go with our worldwide travel range.

Range Content

- UK to USA
- UK to Europe
- Universal Adapter
- USB Chargers




TIMER



Time control for your appliances. Easy operation, with daily and weekly programs.

Range Content

- Mechanical Timers
- Electronic Timers
- Immersion Heater Timers



HOME



A range of home power solutions to complement day-to-day activities.

Range Content

- Night Lights
- Door Chimes
- Battery Smoke Alarm
- Adaptors



Merchandise



Masterplug can provide the highest level of merchandising support. We have a wealth of experience in planogram design and program implementation.

We can offer numerous merchandising solutions in order to boost sales, including quarter or full pallet promotional displays and fixture clip strips for accessories and extension leads.

Tailored promotions can be arranged to suit all quality and price requirements so that retailers can provide additional value offers to the customer.





Home Entertainment Audio Visual

Products to meet the needs of the discerning user.
Comprehensive range of TV wall mounts, DVB
reception, Cables and Interconnects

Home Entertainment

TV Mount Ranges

The Ross range of TV Mounts and Stands offers articulation and adjustment options in a range of sizes, to suit each mounting situation; flat to wall, tilt and turn or the ultimate flexibility of full motion.

The Ross TV stands range helps deliver great audio visual performance to heighten the TV home cinema experience.

NEO

Neo is an innovative range of TV mounts offering user-pleasing features that add value and raise the product above the ordinary. Features include integrated spirit levels, quick-release adjustment features and unique 'Neo' soft pad TV protectors.



Essentials

The Essentials Series is a range of simple, no-fuss TV mounts that offer fully-featured, easy to use functionality at price points that represent excellent value for money.



All ranges offer articulation and adjustment options to suit the preference of each customer and each mounting situation - flat to wall, tilt and turn or the ultimate flexibility of full motion. They are available in a range of sizes to mount virtually any flat screen TV.

Flat to Wall



- Simple, elegant picture-style mounting.
- Low profile designs mount TV as close as possible to wall.

Turn &/or Tilt



- Tilt action permits TV positioning to avoid screen glare and reflections.
- Models featuring swivel action offer improved viewing flexibility, especially when combined with single arm extension.

Full Motion



- Full articulation mounts permit ultimate viewing flexibility.
- Ideal for mounting into corners or to rotate screen at right angles to wall.

Accessories

The Ross Home Entertainment Accessories range offers a comprehensive selection of cables and accessories to meet your every need and suit any budget.

HDMI	 USB	 F/Sat	
SCART	 COAX	 Care	
Audio	 Distribution	 Computer	



For more information visit
www.ross.uk

What is VESA?

VESA (Video Electronics Standards Association) is a professional organisation made up of a group of video electronics professionals and companies that review new technology proposals and develop sets of standards to promote uniformity in the consumer electronics industry.

What are VESA mount standards?

VESA has developed a set of standards for the manufacturing of flat screen televisions and monitors. Most manufacturers comply with this standard by adhering to an industry wide hole pattern on the back of the TV or monitor for mounting purposes. The VESA hole pattern for flat panel displays can be one of the following sizes:

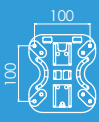
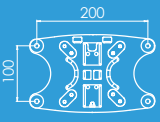
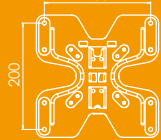
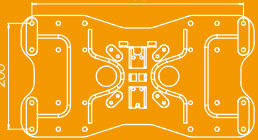
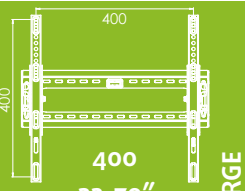
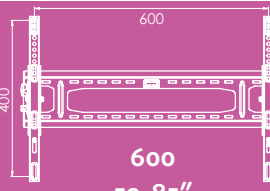
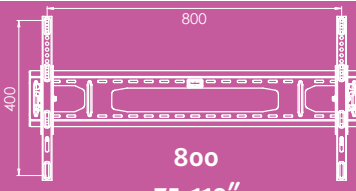
- 75mm x 75mm
- 100mm x 100mm
- 200mm x 100mm
- 200mm x 200mm
- 400mm x 200mm
- 400mm x 400mm
- 600mm x 400mm
- 800mm x 400mm




All Ross brackets conform to one if not multiple versions of the VESA standards listed above. Simply take a look in your TV's instruction manual, web support page or even have a look at the spacing of the holes on the back of the TV itself to select the correct size for you.

VESA Size and Colour Coding System

VESA is an industry standard mounting system for flat-screen televisions. Ross TV wall mounts are available in a range of VESA sizes to suit almost any mounting situation. Each mount's VESA compatibility is shown on the product packaging with simple universal icons and range compatibility tables, as well as colour - coded pack artwork.

 <p>100 13-23" 33-58cm</p>		 <p>120 13-32" 33-81cm</p>		SMALL
 <p>200 23-50" 58-127cm</p>		 <p>240 23-55" 58-140cm</p>		
 <p>400 32-70" 81-178cm</p>		 <p>600 50-85" 127-216cm</p>		EXTRA LARGE
		 <p>800 75-110" 190-279cm</p>		

Neo - TV Mounts



Neo is an innovative range of TV mounts offering user-pleasing features that add value and raise the product above the ordinary. Features include integrated spirit levels, quick-release adjustment features and unique 'Neo' soft pad TV protectors.



Neo Range Features



Spirit level for accurate installation



Quick release handle for easy adjustment



Cushioned pads for TV protection & improved audio performance



Shaped arm for superior strength

Essentials - TV Mounts



The Essentials Series is a range of simple, no-fuss TV mounts that offer fully-featured, easy to use functionality at price points that represent excellent value for money.



Essentials Range Features



Spirit level for accurate installation



Pull cords for easy release of TV



Easy friction adjustment for tilt/turn action



HDMI Cables



- Supports HDMI with Ethernet - take advantage of your SMART internet-enabled devices without a separate Ethernet cable
- High density triple shielding for maximum rejection of EMI and RFI interference



- 24k gold plated connector resists corrosion and ensures an optimum connection for maximum signal transfer
- Resolutions up to 4K at 50/60Hz (2160p) - four times the clarity of 1080p/60 video resolutions, for the ultimate audiovisual experience

SCART Cables



- Connect your audio visual equipment such as DVD players and digital boxes to TV displays
- Supports composite, S-video and RGB picture quality, stereo audio sound and automatic signal switching



- Nickel plated connectors
- Superior flexible outer jacket avoids cable twisting and fracturing

Audio Cables



- Audio jack to phono - connect your speakers to a portable device and share your music
- Phono cable - connect your audio equipment together



- Audio jack extension cable - connect or extend your stereo, headphones or any device that uses an audio jack
- 3 phono to 3 phono - connect your TV and audio equipment to one another

USB Cables, Chargers & Power Packs



- Audio jack to phono - connect your speakers to a portable device and share your music
- Phono cable - connect your audio equipment together



- Audio jack extension cable - connect or extend your stereo, headphones or any device that uses an audio jack
- 3 phono to 3 phono - connect your TV and audio equipment to one another

TV COAX Cables & Connectors



- For connecting equipment using a TV aerial socket or to extend an existing TV aerial cable
- Plastic moulded heads with strain relief



- Splitter - Allows you to connect two TVs to one aerial
- Includes Female coupler to allow you to extend or convert the cable from Male to Female

Reception & Distribution



- Receive full High Definition digital television signals and DAB radio programmes
- All Ross reception and distribution products have an Integrated 4G filter which removes any interference caused by 4G mobile networks



- Signal booster - one input and four outputs allows signal to be distributed to up to four devices
- Flat - Ultra flat design, offers superior performance with a stylish, discreet appearance

F/Satellite Cables & Connectors



- For connecting your TV to your satellite box or wall socket
- Plastic moulded heads with strain relief
- Male to Male nickel satellite 'F' plugs



- Includes Female coupler to allow you to extend or convert the plug from Male to Female
- F Type SAT connector - allows you to construct or replace damaged satellite 'F' leads/connector

Care



- LCD Cleaner - Features an advanced formula that cleans without streaking, staining or dripping
- From tablets and laptops to TV monitors, you can expect a perfect clean every time due to the alcohol-free formula




- Quick and easy to use and includes a reusable microfiber cloth
- CD/DVD Cleaner - Improves playback and prevents distortion and skipping



Marketing & Promotional Material

A comprehensive range of literature, merchandising, promotional material & services to support our distributors



Posters & Product Display Boards



Bespoke Promotional Flyers & Posters

Printed Literature

Merchandising



Contact your Area Sales Manager to order marketing material, request a promotional flyer or discuss how BG can help to improve your sales.



The BG image database is available online to all customers - simply visit the BG website, click 'Customer Login' and register your details.

Once registered you will be able to download high, medium and low resolution pictures for use in your promotional literature or website.

www.bgelectrical.co.uk



Index - Product Type

4- 45 Amp Flex Outlet	56	- Nexus Flatplate (Screwless)	58-68	Hotel Key Card Switch	
		- Nexus Metal	74-85	- Neo Slimline	34
		- Brass Georgian	86-93	- White Moulded (Round Edge)	25
		Dimmer Modules	24	- Euro Module	55
9- 900 Series Range (See Moulded)	14-29	Dimmer Switches		- Nexus Flatplate (Screwless)	67
A- Adaptable Boxes	164	- Neo Slimline	32	- Nexus Metal	83
Adaptable Boxes with Knockouts	123	- White Moulded (Round Edge)	24	- Brass Georgian	92
Adaptors		- 900 Series (Square Edge)	24		
- Adaptable Boxes	164	- Grid	45	I- Indicator Module (Grid)	45
B- Batten Holder	131	- Nexus Flatplate (Screwed)	71	In-line Connector (10A)	103
Batten Holder - Low Energy	131	- Nexus Flatplate (Screwless)	66	Insulation Tape	122
Blank Plates		- Nexus Metal	81		
- Neo Slimline	30	- Brass Georgian	91	J- Junction Boxes	
- White Moulded (Round Edge)	28	Door Bells	125	- IP Rated (Weatherproof)	102
- 900 Series (Square Edge)	28	Dry Lining Boxes	118	- Lighting	116
- Nexus Flatplate (Screwed)	72	E- Earth Clamps	121	- Wiring Accessories	119
- Nexus Flatplate (Screwless)	66	Earth Rod	121	Junction Boxes & Contractor Range	114-127
- Nexus Metal	82	Enclosures			
- Brass Georgian	91	- Circuit Protection	146	K- Key Controlled Switched Socket	
- Metal Clad	110	- IP Rated (Weatherproof)	100	- Euro Module	55
Blank Module (Grid)	45	Euro Module Range	50-57	- Nexus Flatplate (Screwed)	73
Blanks		F- Fan Controllers		- Nexus Metal	83
- Euro Module	53	- Neo Slimline	33	- Metal Clad	112
Brass Armoured Cable Gland Kits	123	- White Moulded (Round Edge)	24	Knock-out Boxes, Steel	118
Brass Georgian Range	86-93	- 900 Series (Square Edge)	24	L- Lamp Holder	133
Brass (Decorative) Lamp Holder	133	- Nexus Metal	81	LED Lighting	166-171
Brush Flex Outlet	56	- Brass Georgian	90	Link Lights	138
		Fixing Screws (Spare, in Packs of 10)		M- Mains Switch (Isolator)	148
C- Cable Gland (Armoured)	124	- White Moulded (Round Edge)	28	Maxi Trunking	163
Cable Management Range	160-165	- 900 Series (Square Edge)	28	MCBs	148
Cable Cleats (Armoured)	123	- Nexus Flatplate	67	Metal Clad Range	106-113
Cable Gland (Armoured)	123	- Nexus Metal	83	Multi-socket Adaptors (see Adaptors)	
Cable Ties	122	- Brass Georgian	92	N- Nexus Flatplate Range	58-73
Ceiling & Lighting Accessories Range	128-139	Flex Connectors		Nexus Metal Range	74-85
Ceiling Rose	132	- IP Rated (Weatherproof)	103		
Ceiling Switches	132	Flex Outlet Module (Grid)	45	P- Part M Range	36-40
Circuit Protection Range	140-159	Flex Outlet Plates (20A, 25A + 45A)		Part M Range	36-40
Co-axial Socket		- White Moulded (Round Edge)	22	Part M Range - see Surface Boxes	28
- Neo Slimline	33	- 900 Series (Square Edge)	22	Pendant Set	130
- White Moulded (Round Edge)	26	- Nexus Flatplate (Screwless)	65	Pendant Set - Low Energy	130
- 900 Series (Square Edge)	26	- Nexus Metal	82	Power Controller (4 Way Standard)	102
- Euro Module	54	- Brass Georgian	90	Pull Cord, replacement	132
- Nexus Flatplate (Screwed)	71	- Metal Clad	109	Pulsestarters	135
- Nexus Flatplate (Screwless)	65	Flexible Conduit	164	PVC Pattresses	165
- Nexus Metal	80	Floor Socket Outlet	72	R- RCA Outlet	56
- Brass Georgian	90	Fluorescent Starters	134	RCBos	148
Combination Plate		Frames (Grid)	52	RCD Protection	
- White Moulded (Round Edge)	21	Fused Connection Units - RCD Protected		- Circuit Protection	148
- Euro Module	56	- White Moulded (Round Edge)	20	- Wall FCU (See Fused Connection Units - RCD Protected)	20, 99, 108
- Nexus Metal	78	- IP Rated (Weatherproof)	99	- RCD Socket (See Socket - RCD Protected)	21, 99, 108
Compression Glands	119	- Metal Clad	108	Rockers (Grid)	48
Connection Covers	117	Fused Connection Units - Switched		Rounded Cable Clips	120
Connector Strips	119	- Neo Slimline	32	S- Satellite Socket	
Contact (Circuit Protection)	149	- Part M	31	- Neo Slimline	33
Control Devices	149	- White Moulded (Round Edge)	28	- White Moulded (Round Edge)	26
Consumer Units (Metal & Insulated)	144-147	- 900 Series (Square Edge)	21	- 900 Series (Square Edge)	26
Cooker Control Unit		- Nexus Flatplate (Screwed)	70	- Euro Module	54
- Part M	38	- Nexus Flatplate (Screwless)	64	- Nexus Flatplate (Screwed)	71
- White Moulded (Round Edge)	22	- Nexus Metal	79	- Nexus Flatplate (Screwless)	65
- 900 Series (Square Edge)	22	- Nexus Metal	79	- Nexus Metal	80
- Nexus Flatplate (Screwed)	70	- Brass Georgian	89	- Brass Georgian	90
- Nexus Flatplate (Screwless)	64	- IP Rated (Weatherproof)	99	- Metal Clad	110
- Nexus Metal	80	- Metal Clad	110	Fused Connection Units - Unswitched	
- Brass Georgian	89	Fused Connection Units - Unswitched		- Neo Slimline	32
- Metal Clad	109	- Neo Slimline	32	- Part M	38
D- Dado Three Compartment Trunking	162	- White Moulded (Round Edge)	21	- White Moulded (Round Edge)	21
Data Socket (RJ45)		- 900 Series (Square Edge)	21	- Nexus Flatplate (Screwed)	70
- White Moulded (Round Edge)	27	- Nexus Flatplate (Screwless)	64	- Nexus Flatplate (Screwless)	64
- 900 Series (Square Edge)	27	- Nexus Metal	79	- Brass Georgian	89
- Euro Module	54	- Brass Georgian	89	- Metal Clad	110
- Nexus Flatplate (Screwless)	65	- Metal Clad	110	Fused Module (Grid)	45
- Nexus Metal	81	Fuses		- BS1362 Type (Bulk Packed)	117
- Brass Georgian	90	- BS1362 Type (Retail Packed)	117	G- Grid Range	42-49
- Metal Clad	110	H- HDMI Outlet	59	Home Entertainment	180-185
Decorative Ceiling Rose	132				
Decorative Ceiling Switch	132				
Decorative Ranges					
- Grid	42-49				
- Euro Module	50-57				
- Nexus Flatplate (Screwed)	69-73				

- Brass Georgian	91	- Nexus Flatplate (Screwed)	69
Skirting Three Compartment Trunking	162	- Nexus Flatplate (Screwless)	62
Smoke Alarms	126	- Nexus Metal	78
Socket - Converter (1g to 2g)	17	- Brass Georgian	88
Sockets - Euro Module	54	- Metal Clad	108
Sockets - Export Type		Switches - Wide Rockers (10A, 10AX)	
- White Moulded (Round Edge)	17	- Neo Slimline	31
- 900 Series (Square Edge)	17	- Part M	37
- Euro Module	54	- 900 Series (Square Edge)	16
- Nexus Flatplate (Screwless)	62		
- Nexus Metal	78	T-	
- Brass Georgian	88	Telephone Socket (BT)	
Sockets - RCD Protected		- Neo Slimline	33
- White Moulded (Round Edge)	20	- White Moulded (Round Edge)	27
- IP Rated (Weatherproof)	98	- 900 Series (Square Edge)	27
- Metal Clad	108	- Surface Mount	26
Sockets - Round Pin		- Euro Module	54
- White Moulded (Round Edge)	25	- Nexus Flatplate (Screwed)	71
- 900 Series (Square Edge)	25	- Nexus Flatplate (Screwless)	65
- Euro Module	54	- Nexus Metal	81
- Nexus Flatplate (Screwless)	63	- Brass Georgian	90
- Nexus Metal	79	- Metal Clad	110
- Brass Georgian	88	Telephone Socket (RJ11)	
Sockets - Switched		- White Moulded (Round Edge)	27
- Neo Slimline	32	- 900 Series (Square Edge)	27
- Part M	37	- Euro Module	54
- White Moulded (Round Edge)	17	- Nexus Flatplate (Screwless)	65
- 900 Series (Square Edge)	17	- Nexus Metal	81
- Nexus Flatplate (Screwed)	69	- Brass Georgian	90
- Nexus Flatplate (Screwless)	62	- Metal Clad	110
- Nexus Metal	78	Timers	
- Brass Georgian	88	- Control Device (Circuit Protection)	149
- IP Rated (Weatherproof)	96-101	- Wall Timer	25
- Metal Clad	108	Toggle Switches (Flatplate Screwless)	62
Sockets - Universal		Transformers	
- White Moulded (Round Edge)	25	- Bell Transformer (Circuit Protection)	149
- Euro Module	54	Twin Earth Cable Clips	121
- Nexus Flatplate (Screwless)	63		
Sockets - Unswitched		U-	
- White Moulded (Round Edge)	17	USB Sockets	
- 900 Series (Square Edge)	17	- White Moulded (Round Edge)	18
- Euro Module	54	- 900 Series (Square Edge)	18
- IP Rated (Weatherproof)	96, 99	- Flatplate (Screwless)	60
- Metal Clad	108	- Nexus Metal	76
Spare Accessories	27, 67, 83, 92	W-	
		Weatherproof Range	94-105
Starters		White Moulded Range	14-41
- Fluorescent	134	Wide Rockers	
- Electronic (Pulsestarter)	135	- Neo Slimline	31
Steel Knock-out Boxes	118	- Part M	37
Surface Boxes		- White Moulded	16
- White Moulded (Round Edge)	28		
- 900 Series (Square Edge)	28		
- Metal Clad	112		
Surface Boxes - Architrave Type	28		
Switches - 20 Amp (20AX & Double Pole)			
- White Moulded (Round Edge)	23		
- 900 Series (Square Edge)	23		
- Grid	44		
- Nexus Flatplate (Screwed)	70		
- Nexus Flatplate (Screwless)	63		
- Nexus Metal	80		
- Brass Georgian	89		
- IP Rated (Weatherproof)	97		
- Metal Clad	109		
Switches - 32 Amp Double Pole	23		
Switches - 45 Amp Double Pole			
- Neo Slimline	31		
- Part M	38		
- White Moulded (Round Edge)	22		
- 900 Series (Square Edge)	22		
- Nexus Flatplate (Screwed)	70		
- Nexus Flatplate (Screwless)	64		
- Nexus Metal	80		
- Brass Georgian	89		
- Metal Clad	109		
Switches - Architrave Switches (10A,10AX)	16		
Switches - Ceiling	132		
Switches - Grid Type	44		
Switches - Key (Grid)	44		
Switches - Plate Switches (10A, 10AX)			
- Neo Slimline	31		
- Part M	37		
- White Moulded (Round Edge)	16		
- 900 Series (Square Edge)	16		

Catalogue Number	Page Number	Catalogue Number	Page Number	Catalogue Number	Page Number	Catalogue Number	Page Number
2-		837	28	8EM8	52	921DP	17
201E	131	838	28	8EMR4	26	921U2	18
252	133	842	16	8EMR4	29	922DP	17
		843	16	8EMR4	52	922U	18
4-		844	16	8EMS1	26	922U3	18
403	117	846	16	8EMS1	52	922U33	18
405	117	847	16	8EMS2	26	924U44	18
410	117	848	16	8EMS2	52	954 (20A)	22
452	119	849	16	8KYCSW+	25	981P	24
458	119	850	21	8RJ11/1	27	982P	24
460	116	851	21	8RJ11/2	27	983P	24
490	102	852	21	8RJ45/1	27	984P	24
491	116	853	21	8RJ45/2	27	985P	24
401M	117	854	21	8SC10	28	9BTM/1	27
401S	117	855	21			9BTM/2	27
4100DP	116	856	21	9-		9BTMI/1	27
4100SP	116	857	21	901	28	9BTMI/2	27
491W	116	858	22	902	28	9BTS/1	27
		860	26	903	28	9BTS/2	27
5-		861	26	904	28	9BTSI/1	27
561	130	862	26	905	28	9BTSI/2	27
566	130	863	26	906	28	9RJ11/1	27
569	130	864	26	907	118	9RJ11/2	27
		865	26	908	118	9RJ45/1	27
6-		866	26	909	28	9RJ45/2	27
603	116	867	26	910	28		
604	116	868	26	911	16	A-	
606	116	869	26	912	16	ADB1K/5	123
661	130	870	22	913	16	ADB2K/5	123
666	130	871	22	914	16	ADB3K/5	123
669	130	872	22	915	16	ADB3P/5	123
6612	130	873	22	916	118	ADB4K/5	123
603W	116	874	22	917	118	ADG1K/1	123
604W	116	875	22	918	118	ADG2K/1	123
606W	116	877	28	919	118	ADG3K/1	123
661BRG	132	878	28	920	118	ADG3P/1	123
661CH	132	879	22	921	17	ADG4K/1	123
661ST	132	887	24	922	17		
666ES13W	130	891	28	923	17	C-	
666ES18W	130	892	28	924	17	CCBELL/100	120
		893	28	925	17	CCF1.5/100	120
7-		894	28	926	17	CCF1/100	120
720	133	895	28	928	25	CCF10/100	120
721	133	896	28	929	25	CCF2.5/100	120
725	133	897	25	930	23	CCF4/100	120
747	131	898	25	931	23	CCF6/100	120
748	131	899	25	932	23	CCR10/100	120
752	131	801PC	132	933	23	CCR5/100	120
753	131	802BRG	132	934	23	CCR6/100	120
763	131	802CH	132	940	23	CCR7/100	120
767	131	802ST	132	942	16	CCR7B/100	120
720H6	130	821DP	17	943	16	CCR7BR/100	120
728H	133	821U2	18	944	16	CCR8/100	120
7368-05	133	8222EM8	21	946	16	CFA16	149
7369-05	133	8222EM8	56	950	21	CFA20	150
763ES13W	131	822CON	17	951	21	CFA21	150
		822DP	17	952	21	CFA22	150
		822DPOB	17	953	21	CFA23	150
8-		822EM4	21	960	26	CFA24	150
801	132	822EM4	56	961	26	CFA32	150
802	132	822RCD	18	962	26	CFA33	150
803	132	822U	18	963	26	CFA34	150
804	132	822U3	18	964	26	CFD8606	147
811	16	822U33	18	965	26	CFD8610	147
812	16	824U44	18	966	26	CFD8613	147
813	16	827L	25	970	22	CFD8616	147
814	16	832WH	23	971	22	CFDP18606	147
815	16	833WH	23	972	22	CFDP18610	147
817	28	855RCD	20	973	22	CFDP18613	147
818	28	881P	24	974	22	CFDP18616	147
820	23	882P	24	975	22	CFE5W	146
821	17	883P	24	977	28	CFFD8610	147
822	17	884P	24	978	28	CFFD8616	147
823	17	885P	24	979	22	CFGAR1	146
824	17	8BTM/1	27	987	24	CFGAR2	146
825	17	8BTM/2	27	994	25	CFRSW806	146
826	17	8BTMI/1	27	995	25	CFRSW810	146
827	25	8BTMI/2	27	997	25	CFRSW814	146
828	25	8BTS/1	27	999	25	CFRSW817	146
829	25	8BTS/2	27			CFRSW820	146
830	23	8BTSI/1	27	907FP	118	CFSHOW1	146
831	23	8BTSI/2	27	908FP	118	CFSPE01	156
832	23	8CGS	28	917FP	118	CFSW06*	146
833	23	8EM8	26	918FP	118	CFSW10*	146
836	28						

Catalogue Number	Page Number	Catalogue Number	Page Number	Catalogue Number	Page Number	Catalogue Number	Page Number
CFSW14	146	CM3CT	162	CT150X3.8B/100	122	EFS600P	135
CFSW17	146	CM50	163	CT150X3.8N/100	122	EITB33/8	122
CFSW20	146	CM50A	163	CT200X2.5N/100	122	EITBL33/8	122
CFSWP110	147	CM50C	163	CT200X4.8B/100	122	EITBR33/8	122
CFSWP610	147	CM50E	163	CT200X4.8N/100	122	EITR33/8	122
CFSWP810	147	CM50EC	163	CT200X4.8R/100	122	EITW33/8	122
CGABWIL20(S)/2	123	CM50J	163	CT300X4.8B/100	122	EITY33/8	122
CGABWIL20/2	123	CM50T	163	CT300X4.8N/100	122	EITYG33/8	122
CGABWIL25/2	123	CM75	163	CT300X4.8R/100	122	EM2ASB	54
CGABWIL32/2	123	CM75A	163	CT370X4.8B/100	122	EM2ASG	54
CGABWIL40/1	123	CM75C	163	CT370X4.8N/100	122	EM2ASW	54
CGABWIL50/1	123	CM75E	163	CT370X7.6B/100	122	EM45AFO	56
CGABWIL63/1	123	CM75EC	163	CT450X8B/100	122	EM5ASB	54
CGABWIS20(S)/2	123	CM75J	163	CTLMW/100	122	EM5ASG	54
CGABWIS20/2	123	CM75T	163	CTSMW/100	122	EM5ASW	54
CGABWIS25/2	123	CMAB1	164	CUA01	149	EMBLK1W	53
CGABWIS32/2	123	CMAB2	164	CUA02	149	EMBLKB	53
CGABWIS40/1	123	CMAB4	164	CUA03	149	EMBLKG	53
CGABWIS50/1	123	CMAB6	164	CUA04	149	EMBLKW	53
CGABWIS63/1	123	CMFC20B	164	CUA05	149	EMBTMIB	54
CGACWOL20(S)/2	123	CMFC20W	164	CUA11	149	EMBTMIG	54
CGACWOL20/2	123	CMFC25B	164	CUA15	149	EMBTMIW	54
CGACWOL25/2	123	CMFC25W	164	CUB1	149	EMBTMSB	54
CGACWOL32/2	123	CMP8132	165	CUC20	149	EMBTMSG	54
CGACWOL40/1	123	CMP8232	165	CUC40	149	EMBTMSW	29
CGACWOL50/1	123	CMP9132	165	CUMB10	148	EMBTMSW	54
CGACWOL63/1	123	CMP9232	165	CUMB16	148	EMBTMSW	57
CGACWOS20(S)/2	123	CMPMTA2	165	CUMB20	148	EMBTMSW	54
CGACWOS20/2	123	CPENCKS	158	CUMB32	148	EMBTMSW	54
CGACWOS25/2	123	CPENCS	158	CUMB40	148	EMBTMSW	54
CGACWOS32/2	123	CPENCSST	158	CUMB50	148	EMBTSSB	54
CGACWOS40/1	123	CPEST	158	CUMB6	148	EMBTSSG	54
CGACWOS50/1	123	CPESTKR	158	CUMC10	148	EMBTSSW	54
CGACWOS63/1	123	CPESTMH	158	CUMC16	148	EMEUSB	54
CGACXT20(S)/2	123	CPNBCNC	158	CUMC20	148	EMEUSG	54
CGACXT20/2	123	CPNBCNO	158	CUMC32	148	EMEUSW	54
CGACXT25/2	123	CPRGBF20	124	CUMC40	148	EMFO	56
CGND20B/10	119	CPRGBF20	151	CUMC50	148	EMFUSEB	55
CGND20R/10	119	CPRGBF20S	124	CUMC6	148	EMFUSEG	55
CGND20W/10	119	CPRGBF20S	151	CUR4030	149	EMFUSEW	55
CGND25B/10	119	CPRGBF25	124	CUR6330	149	EMHDMIB	56
CGND25R/10	119	CPRGBF25	151	CUR80100	149	EMHDMIG	56
CGND25W/10	119	CPRGBF25	124	CUR80100TD	149	EMHDMIW	56
CM100	163	CPRGBF252	151	CUR8030	149	EMKYCSB	34
CM1001	164	CPRGBF32	124	CURB10	148	EMKYCSB	55
CM1002	164	CPRGBF32	151	CURB10	148	EMKYCSG	34
CM10050	163	CPRGBT32	124	CURB16	148	EMKYCSG	55
CM10050A	163	CPRGBT32	124	CURB20	148	EMKYCSG	34
CM10050C	163	CPRGBT40	124	CURB32	148	EMKYCSW	55
CM10050D	163	CPRGBT40A	124	CURB40	148	EMKYCSW	55
CM10050E	163	CPRGMGR	124	CURB6	148	EMKYCSW	55
CM10050EC	163	CPRGMGR	151	CURC10	148	EMKYSSWB	55
CM10050J	163	CPRGPF20	124	CURC16	148	EMKYSSWG	55
CM10050T	163	CPRGPF20	151	CURC20	148	EMKYSSW	55
CM100A	163	CPRGPF20S	124	CURC20	148	EMNSITVB	54
CM100C	163	CPRGPF20S	151	CURC32	148	EMNSITVG	54
CM100D	163	CPRGPF25	124	CURC40	148	EMNSITVV	54
CM100E	163	CPRGPF25	151	CURC6	148	EMNSITVV	54
CM100EC	163	CPRGPF252	124	CURC6	148	EMNSSATB	54
CM100J*	163	CPRGPF252	151	CUSPD1110	155	EMNSSATG	54
CM100T	163	CPRGPF32	124	CUSPD1110	156	EMNSSATG	29
CM3CA	162	CPRGPF32	151	CUSPD2070	155	EMNSSATW	54
CM3CB	162	CPRGPF32	124	CUSPD2070	156	EMNSSATW	57
CM3CB1	162	CPRGPT32	151	CUSPD2110	155	EMNSTVB	54
CM3CB1	162	CPRGPT32	124	CUSPD2110	156	EMNSTVG	54
CM3CB2	162	CPRGPT40	151	CUSPD2110	156	EMNSTVW	35
CM3CB2	162	CPRGPT40	124	CUSPD2110	156	EMNSTVW	39
CM3CC	162	CPRGPT40	151	CUSW100	148	EMNSTVW	54
CM3CCL	162	CPRGPT40	124	CUSW1003	148	EMNSTVW	54
CM3CE	162	CPRGPT40A	151	CUSW1253	148	EMNSTVW	113
CM3CEC	162	CPRGPT40A	124	CUTS1	149	EMNSTVW	56
CM3CJ	162	CPRGPT40A	151	CUTS10	149	EMRCA2B	56
CM3CL	162	CPRGPT40A	124	CUTS11	149	EMRCA2W	56
CM3CP	162	CPRSD220	157	CUTS5	149	EMRJ11B	54
CM3CSAD	162	CPRSD232	157	D-		EMRJ11G	54
CM3CSAU	162	CPRSD240	157	DM400AP	24	EMRJ11G	73
CM3CSC	162	CPRSD263	157	DMSW8A/2W	24	EMRJ11W	54
CM3CSEC	162	CPRSD4100	157	E-		EMRJ45C5EB	54
CM3CSEL	162	CPRSD416	157	EC141	121	EMRJ45C5EG	54
CM3CSER	162	CPRSD420	157	EC151	121	EMRJ45C5EG	73
CM3CSJ	162	CPRSD425	157	EC161	121	EMRJ45C5EW	54
CM3CSL	162	CPRSD432	157	EFS120	135	EMRJ45C6G	54
CM3CSTD	162	CPRSD440	157	EFS120P	135	EMRJ45C6W	54
CM3CSTU	162	CPRSD463	157	EFS300	135	EMSATB	53
		CPRSD463	157	EFS400	135	EMSATG	53
		CPSIST	158	EFS600	135	EMSATW	53
		CT100X2.5B/100	122			EMSCHSB	54
		CT100X2.5N/100	122				

Index - Part No.

Catalogue Number	Page Number	Catalogue Number	Page Number	Catalogue Number	Page Number	Catalogue Number	Page Number
EMSCHSG	54	FBN42	62	FBS74	64	FPBRJ452+	65
EMSCHSW	54	FBN43	62	FBS81P	66	FPC12	62
EMSW12B	55	FBN44	62	FBS82P	66	FPC13	62
EMSW12ELB	55	FBN46	62	FBS83P	66	FPC14	62
EMSW12ELG	55	FBN50	64	FBS84P	66	FPC15	62
EMSW12ELW	55	FBN52	64	FBS85P	66	FPC20G	66
EMSW12G	55	FBN53	64	FBS87	64	FPC20W	66
EMSW12KYB	55	FBN54	64	FBS94	66	FPC21G	62
EMSW12KYG	55	FBN55	64	FBS95	66	FPC21UG	60
EMSW12KYW	55	FBN60	65	FBS98G	63	FPC21UW	60
EMSW12W	55	FBN61+	65	FBS99G	63	FPC21W	62
EMSW13B	55	FBN62+	65	FBSBTM1	65	FPC22G	62
EMSW13G	55	FBN63+	65	FBSBTM2+	65	FPC22U3G	60
EMSW13W	55	FBN64+	65	FBSBTS1	65	FPC22U3W	60
EMSW30B	55	FBN65+	65	FBSBTS2+	65	FPC22W	62
EMSW30G	55	FBN66+	65	FBSEMR4	52	FPC24U44W	60
EMSW30KYB	55	FBN67+	65	FBSEMR4	67	FPC27G	63
EMSW30KYG	55	FBN68+	65	FBSEMS1	52	FPC27W	63
EMSW30KYW	55	FBN69+	65	FBSEMS2	52	FPC28G	63
EMSW30W	55	FBN70B	64	FBSEMS2	67	FPC28W	63
EMTVFB	53	FBN72	64	FBSKYCSG+	67	FPC29G	63
EMTVFG	53	FBN74	64	FBSRJ111	65	FPC29W	63
EMTVFMB	53	FBN81P	66	FBSRJ112+	65	FPC31	63
EMTVFMG	53	FBN82P	66	FBSRJ451	65	FPC42	62
EMTVFMSAT2B	53	FBN83P	66	FBSRJ452+	65	FPC43	62
EMTVFMSAT2B	84	FBN84P	66	FPB12	62	FPC44	62
EMTVFMSAT2G	53	FBN85P	66	FPB13	62	FPC46	62
EMTVFMSAT2G	73	FBN87	64	FPB14	62	FPC50	64
EMTVFMSAT2W	29	FBN94	66	FPB15	62	FPC52	64
EMTVFMSAT2W	53	FBN95	66	FPB20B	66	FPC53	64
EMTVFMSATB	53	FBN98B	63	FPB21B	62	FPC54	64
EMTVFMSATB	68	FBN99B	63	FPB22B	62	FPC55	64
EMTVFMSATB	93	FBNBTM1	65	FPB27B	63	FPC60	65
EMTVFMSATG	53	FBNBTM2+	65	FPB28B	63	FPC61+	65
EMTVFMSATW	53	FBNBT51+	65	FPB29B	63	FPC62+	65
EMTVFMW	53	FBNBT52+	65	FPB31	63	FPC63+	65
EMTVFW	53	FBNEMR4	52	FPB42	62	FPC64+	65
EMTVMB	53	FBNEMR4	67	FPB43	62	FPC65+	65
EMTVMG	53	FBNEMS1	52	FPB44	62	FPC66+	65
EMTMVW	53	FBNEMS2	52	FPB46	62	FPC67+	65
EMTVSATB	53	FBNEMS2	67	FPB50	64	FPC68+	65
EMTVSATG	53	FBNEMSB+	67	FPB52	64	FPC69+	65
EMTVSATW	53	FBNRJ111	65	FPB53	64	FPC70G	64
EMUKSB	54	FBNRJ112+	65	FPB54	64	FPC70W	64
EMUKSG	54	FBNRJ451	65	FPB55	64	FPC74	64
EMUKSW	39	FBNRJ452+	65	FPB60	65	FPC81P	66
EMUNVB	54	FBS12	62	FPB61+	65	FPC82P	66
EMUNVG	54	FBS13	62	FPB62+	65	FPC83P	66
EMUNVW	54	FBS14	62	FPB63+	65	FPC84P	66
EMUSBB	34	FBS15	62	FPB64+	65	FPC85P	66
EMUSBB	53	FBS20G	66	FPB65+	65	FPC87	64
EMUSBG	34	FBS21G	62	FPB66+	65	FPC94	66
EMUSBG	53	FBS21UG	60	FPB67+	65	FPC95	66
EMUSBW	34	FBS21UW	60	FPB68+	65	FPC98G	63
EMUSBW	53	FBS22G	62	FPB69+	65	FPC98W	63
ERT3/8/4FT/1	121	FBS22U3G	60	FPB70B	64	FPC99G	63
ERT5/8/4FT/1	121	FBS22U3W	60	FPB72	64	FPC99W	63
ERTC3/8LUG/1	121	FBS24U44G	60	FPB74	64	FPCBTM1	65
ERTC5/8/1	121	FBS27G	63	FPB81P	66	FPCBTM2+	65
ERTC5/8LUG/1	121	FBS28G	63	FPB82P	66	FPCBTS1	65
ERTC58/1	121	FBS29G	63	FPB83P	66	FPCBTS2+	65
ERTDS5/8/1	121	FBS31	63	FPB84P	66	FPCEMR3	67
F-		FBS42	62	FPB85P	66	FPCEMR4	52
F1010	117	FBS43	62	FPB87	64	FPCEMS1	52
F1013	117	FBS44	62	FPB94	66	FPCEMS1	67
F103	117	FBS46	62	FPB95	66	FPCEMS2	52
F105	117	FBS50	64	FPB98B	63	FPCEMS2	67
FBN12	62	FBS52	64	FPB99B	63	FPCKYCSW+	67
FBN13	62	FBS53	64	FPBBTM1	65	FPCCRJ111	65
FBN14	62	FBS54	64	FPBBTM2+	65	FPCCRJ112+	65
FBN15	62	FBS55	64	FPBBTS1	65	FPCCRJ451	65
FBN20B	66	FBS60	65	FPBBTS2+	65	FPCCRJ452+	65
FBN21B	62	FBS61+	65	FPBEMR4	52	FPFS17/10	67
FBN21UB	60	FBS62+	65	FPBEMR4	67	FPFS26/10	67
FBN22B	62	FBS63+	65	FPBEMR4	52	FPFS36/10	67
FBN22U3B	60	FBS64+	65	FPBEMS1	67	FS125	134
FBN24U44B	60	FBS65+	65	FPBEMS2	52	FS2	134
FBN27B	63	FBS66+	65	FPBEMS2	67	FSU	134
FBN28B	63	FBS67+	65	FPBEMS2	68	G-	
FBN29B	63	FBS68+	65	FPBKYCSB+	67	G12	44
FBN31	63	FBS69+	65	FPBRJ111	65	G12	113
		FBS70G	64	FPBRJ112+	65	G12C*	44
		FBS72	64	FPBRJ451	65		

Catalogue Number	Page Number	Catalogue Number	Page Number	Catalogue Number	Page Number	Catalogue Number	Page Number
G12EL	44	GINGR	45	GRCHPB	48	HGS04	118
G12KY	44	GINOR	45	GRCHPC	48	HGS05	118
G13	44	GINRD	40	GRCHW	48	HGS06	118
G14	44	GINRD	45	GRDWB	48	HGS07	118
G30	44	GINRD	93	GRDWBS	48	HGS07/C2	118
G30EL	44	GMC1	47	GRDWPB	48	HGS07/C4	118
G30KY	44	GMC1	113	GRDWPC	48	HGS08	118
G31*	44	GMC2	47	GRDWW	48	HGS912	47
G81	29	GMC3	47	GRFDBN	48	I-	
G81	46	GMC4	47	GRFDDB	48	ILP240V	103
G812	46	GMC6	47	GRFDPB	48	ILS240V	103
G82	46	GMC8	47	GRFDPC	48	L-	
G83	46	GMBG1	47	GRFDW	48	LUCLACCL150-LE	139
G84	46	GMBG2	40	GRFFBN	48	LUCLACSCPIR-LE	139
G86	46	GMBG2	47	GRFFBS	48	LUCLACSCSW-LE	139
G88	46	GMBG2	93	GRFFPB	48	LUCLACSET-LE	139
G89	46	GMBG3	47	GRFFPC	48	LUCLDR50UK-LE	139
GBLNLK	40	GMBG4	47	GRFFW	48	LUCLEX30CW-LE	139
GBLNK	45	GMBN1	46	GRFNBN	48	LUCLEX30WW-LE	139
GBN12	44	GMBN2	46	GRFNBS	48	LUCLEX50CW-LE	139
GBN12	68	GMBN3	46	GRFNPB	48	LUCLEX50WW-LE	139
GBN12EL	44	GMBN4	46	GRFNPC	48	LUCLST30CWUK-LE	139
GBN12KY	44	GMBN6	46	GRFNW	48	LUCLST30WWUK-LE	139
GBN13	44	GMBN8	46	GRFZBN	48	LUCLST50CWUK-LE	139
GBN14	44	GMBN1	46	GRFZBS	48	LUCLST50WWUK-LE	139
GBN30	44	GMBN2	46	GRFZPB	48	M-	
GBN30KY	44	GMBN3	46	GRFZPC	48	MC501	47
GBNBLNK	45	GMBN3	46	GRFZW	48	MC501	112
GBND400	45	GMBN4	46	GRHBBN	48	MC502	47
GBNFLEX	45	GMBN6	46	GRHBBS	48	MC502	112
GBNFUSE	45	GMBN8	46	GRHBPB	48	MC503	47
GBS12	44	GMBN9	46	GRHBPC	48	MC503	112
GBS12EL	44	GMP1	46	GRHBW	48	MC504	110
GBS12KY	44	GMP1	84	GRHTBN	48	MC505	110
GBS13	44	GMP2	46	GRHTBS	48	MC512	108
GBS14	44	GMP3	46	GRHTPB	48	MC513	108
GBS30	44	GMP4	46	GRHTPC	48	MC514	108
GBS30KY	44	GMP6	46	GRHTW	48	MC521	108
GBSBLNK	45	GMP8	46	GRMWB	48	MC522	108
GBSD400	45	GMP12	44	GRMWB	48	MC522RCD	108
GBSFLEX	45	GPB12EL	44	GRMWBP	48	MC522U	111
GBSFUSE	45	GPB12KY	44	GRMWW	48	MC523	108
GD400	45	GPB13	44	GROVBN	48	MC524	108
GDPC400	84	GPB14	44	GROVBS	48	MC528	109
GFBN1	46	GPB30	44	GROVPB	48	MC529	109
GFBN2	46	GPB30KY	44	GROVPC	48	MC531	108
GFBN2	68	GPBBLNK	45	GROVV	48	MC542	108
GFBN3	46	GPBD400	45	GRRB20C/100	118	MC543	108
GFBN4	46	GPBFLEX	45	GRRB200/100	118	MC544	108
GFBN6	46	GPBFUSE	45	GRRB25C/100	118	MC550F	110
GFBN8	46	GPBLNK	93	GRRB250/100	118	MC551F	110
GFBS1	46	GPC12	44	GRTDBN	48	MC552F	108
GFBS2	46	GPC12EL	44	GRTDBS	48	MC554RCD	108
GFBS3	46	GPC12KY	44	GRTDPB	48	MC558	109
GFBS4	46	GPC13	44	GRTDPC	48	MC570	109
GFBS6	46	GPC14	44	GRTDW	48	MC571	109
GFBS8	46	GPC30	44	GRUPBN	48	MC572	109
GFLEX	45	GPC30KY	44	GRUPBS	48	MC574	109
GFPB1	46	GPCBBLNK	45	GRUPB	48	MC599	109
GFPB2	46	GPCD400	45	GRUPPB	48	MC5BTM1	110
GFPB3	46	GPCFLEX	45	GRUPPC	48	MC5BTM2	110
GFPB4	46	GPCFUSE	45	GRUPPW	48	MC5BTS1	110
GFPB6	46	GPM1	39	GRWDISBN	48	MC5BTS2	110
GFPB8	46	GPM2	39	GRWDISBS	48	MC5EMR4	52
GFPC1	46	GPM3	39	GRWDISPB	48	MC5EMR4	110
GFPC2	46	GPM6	39	GRWDISPC	48	MC5EMS1	52
GFPC3	46	GRACBN	48	GRWDISW	48	MC5EMS1	113
GFPC4	46	GRACBS	48	GRWHBN	48	MC5EMS2	52
GFPC6	46	GRACPB	48	GRWHBS	48	MC5EMS2	110
GFPC8	46	GRACPC	48	GRWHBP	48	MC5RJ111	110
GFR12	29	GRACW	48	GRWHPC	48	MC5RJ112	110
GFR12	40	GRBELLBN	48	GRWHW	48	MC5RJ451	110
GFR12	47	GRBELLBS	48	GRWMBN	48	MC5RJ452	110
GFR12	84	GRBELLPB	48	GRWMB	48	MC5SKYSWSW+	112
GFR12	93	GRBELLPC	48	GRWMPB	48	MDC1	125
GFR12	113	GRBELLW	48	GRWMP	48	MDC2	125
GFR12FP	47	GRBLBN	48	GRWMW	48	MDCPB1	125
GFR12FP	68	GRBLBS	48	GSCKY	44	MDCPB2	125
GFR34	47	GRBLPB	48	H-		MDCPB3	125
GFR34FP	47	GRBLPC	48	HGS01	118	MDCPB4	125
GFR68FP	47	GRBLW	48	HGS02	118		
GFUSE	45	GRHBN	48	HGS03	118		
GINGOR	68	GRCHBS	48				
GINGR	29						

Catalogue Number	Page Number	Catalogue Number	Page Number	Catalogue Number	Page Number	Catalogue Number	Page Number
NPC82P	81	PCCH65	33	PCSL99	32	SBN54	70
NPC83P	81	PCCH70	31	PCSLEMR4	35	SBN60	71
NPC84P	81	PCCH72	31	PCSLEMS1	35	SBN70G	70
NPC85P	81	PCCH74	31	PCSLEMS2	35	SBN72	70
NPC87	81	PCCH81	33	PCSLRJ111	33	SBN74	70
NPC94	82	PCCH82	33	PCSLRJ451	33	SBN81P	71
NPC95	82	PCCH85	33	PCWH11W	31	SBN82P	71
NPC98W	79	PCCH87	33	PCWH12W	31	SBN94	72
NPC99W	79	PCCH94	34	PCWH13W	31	SBN95	72
NPCBTM1	81	PCCH95	34	PCWH14L	31	SBNTM1	71
NPCBTM2+	81	PCCH99	32	PCWH14W	31	SBNTS1	71
NPCBTS1	81	PCCHEMR4	35	PCWH20	32	SBNEMR4	72
NPCBTS2+	81	PCCHEMS1	35	PCWH21	32	SBNEMS1	72
NPCEMR3	82	PCCHEMS2	35	PCWH21DP	32	SBNEMS2	72
NPCEMR4	52	PCCHRJ111	33	PCWH21L	32	SBS12	69
NPCEMR4	57	PCCHRJ451	33	PCWH22	32	SBS13	69
NPCEMS1	52	PCPW11W	31	PCWH22DP	32	SBS15	69
NPCEMS1	82	PCPW12W	31	PCWH22L	32	SBS20G	72
NPCEMS2	52	PCPW13W	31	PCWH27L	32	SBS21G	69
NPCEMS2	82	PCPW14L	31	PCWH31	32	SBS22G	69
NPCKYCSW+	83	PCPW14W	31	PCWH42W	31	SBS22U3G	70
NPCRJ111	81	PCPW20	32	PCWH43W	31	SBS23G/FR	71
NPCRJ112+	81	PCPW21	32	PCWH44W	31	SBS24G/FR	71
NPCRJ451	81	PCPW21DP	32	PCWH52	32	SBS31	70
NPCRJ452+	81	PCPW21L	32	PCWH54	32	SBS42	69
NPR12	78	PCPW22	32	PCWH60	33	SBS43	69
NPR13	78	PCPW22DP	32	PCWH64	33	SBS52	70
NPR20B	82	PCPW22L	32	PCWH65	33	SBS54	70
NPR21B	78	PCPW27L	32	PCWH70	31	SBS60	71
NPR21UW	76	PCPW31	32	PCWH72	31	SBS70G	70
NPR22U3W	76	PCPW42W	31	PCWH74	31	SBS72	70
NPR22W	78	PCPW43W	31	PCWH81	33	SBS74	70
NPR31	80	PCPW44W	31	PCWH82	33	SBS81P	71
NPR42	78	PCPW52	32	PCWH85	33	SBS82P	71
NPR43	78	PCPW54	32	PCWH87	33	SBS94	72
NPR50	79	PCPW60	33	PCWH94	34	SBS95	72
NPR60	80	PCPW64	33	PCWH95	34	SBSBTM1	71
NPR70B	80	PCPW65	33	PCWH99	32	SBSBT51	71
NPR74	80	PCPW70	31	PCWHEMR4	35	SBSEMR4	52
NPR81P	81	PCPW72	31	PCWHEMS1	35	SBSEMR4	72
NPR82P	81	PCPW74	31	PCWHEMS1	35	SBSEMR4/FR	52
NPRBTM1	81	PCPW81	33	PCWHEMS1	39	SBSEMR4/FR	72
NPRBTS1	81	PCPW82	33	PCWHEMS1	35	SBSEMS1	52
NPW12	78	PCPW85	33	PCWHEMS2	35	SBSEMS1	72
NPW13	78	PCPW87	33	PCWHEMS2	36	SBSEMS2	52
NPW20B	82	PCPW94	34	PCWHRJ111	33	SBSEMS2	72
NPW20B	78	PCPW95	34	PCWHRJ451	37	SBSEMS2	52
NPW21B	76	PCPW99	32	PM12	37	SBSEMS2/FR	72
NPW21UW	76	PCPWEMR4	35	PM12W	37	SBSEMS2/FR	73
NPW22U3W	78	PCPWEMS1	35	PM21DP	37	SBSKYSWG+	127
NPW22W	80	PCPWEMS2	35	PM22DPOB	37	SDBC	127
NPW31	78	PCPWRJ111	33	PM31	37	SDLLSM	127
NPW42	78	PCPWRJ451	33	PM42	37	SDMCO	127
NPW43	78	PCSL11W	31	PM42W	37	SDMHA	127
NPW50	79	PCSL12W	31	PM43	37	SDMIA	127
NPW60	80	PCSL13W	31	PM43W	37	SDMOA	127
NPW70B	80	PCSL14L	31	PM44	38	SDPA	127
NPW74	80	PCSL14W	31	PM52	38	SPC12	69
NPW81P	81	PCSL20	32	PM70	38	SPC13	69
NPW82P	81	PCSL21	32	PM74	38	SPC15	69
NPWBTM1	81	PCSL21DP	32	PM802GR	38	SPC20G	72
NPWBTS1	81	PCSL21L	32	PM802RD	38	SPC21G	69
P-		PCSL22	32	PM803GR	38	SPC22G	69
PCCH11W	31	PCSL22DP	32	PM803RD	38	SPC22U3W	70
PCCH12W	31	PCSL22L	32	PM804GR	38	SPC31	70
PCCH13W	31	PCSL27L	32	PM804RD	38	SPC42	69
PCCH14L	31	PCSL31	32	PMEMR4	39	SPC43	69
PCCH14W	31	PCSL42W	31	PMEMS1	39	SPC52	70
PCCH20	32	PCSL43W	31	PMEMS2	39	SPC54	70
PCCH21	32	PCSL44W	31	PMGRPC2M	38	SPC60	71
PCCH21DP	32	PCSL52	32	PMRDP2M	38	SPC70G	70
PCCH21L	32	PCSL54	32	S-		SPC72	70
PCCH22	32	PCSL60	33	SBN12	69	SPC74	70
PCCH22DP	32	PCSL64	33	SBN13	69	SPC81P	71
PCCH22L	32	PCSL65	33	SBN15	69	SPC82P	71
PCCH27L	32	PCSL70	31	SBN20G	72	SPC94	72
PCCH31	32	PCSL72	31	SBN21G	69	SPC95	72
PCCH42W	31	PCSL74	31	SBN22G	69	SPCBTM1	71
PCCH43W	31	PCSL81	33	SBN22U3B	70	SPBTS1	71
PCCH44W	31	PCSL82	33	SBN31	70	SPCEMR4	72
PCCH52	32	PCSL85	33	SBN31	69	SPCEMS1	72
PCCH54	32	PCSL87	33	SBN42	69	SPCEMS2	72
PCCH60	33	PCSL94	34	SBN43	69	SRG42	155
PCCH64	33	PCSL95	34	SBN52	70	SWLM	16

Catalogue Number	Page Number	Catalogue Number	Page Number	Catalogue Number	Page Number	Catalogue Number	Page Number
T-							
T1000	138						
T410W	138						
T416W	138						
T420W	138						
T430W	138						
T46W	138						
T4SL10W	138						
T4SL16W	138						
T4SL20W	138						
T4SL30W	138						
T4SL6W	138						
TEL1	27						
TEL11	27						
TEL12	27						
TEL18	27						
TEL3	27						
TEL35	27						
TEL67	27						
THK200C1E00	102						
THK200C2E	102						
TS15/12/10	119						
TS2.5/12/10	119						
TS21	26						
TS23	26						
TS24	26						
TS26	26						
TS30/12/10	119						
TS5/12/10	119						
TS60/12/10	119						
TTK20BKSD	103						
TTK25BKSD	103						
TWE7	25						
U-							
UMT365/1	122						
W-							
WP12	97						
WP12S	97						
WP14	97						
WP14S	97						
WP1GEC	100						
WP21	97						
WP21ES	97						
WP22	99						
WP22KIT/3	99						
WP22RCD	98						
WP23	98						
WP23L	98						
WP23TM24	98						
WP24	98						
WP2GEC	100						
WP30	97						
WP42	97						
WP53	99						
WP55RCD	99						
WPB12	101						
WPB14	101						
WPB21	101						
WPB23	101						
WPB24	101						
WPB42	101						
WPB4S	102						
WPB50	101						
WPBJB1	102						
WPBJB2	102						
WPBJBR	102						
WPJBBS	102						
WPCON	103						
WPDD	99						
WPJB	100						
WPL12	96						
WPL21	96						
WPL22	96						
WPL22RCD	96						
WPL42	96						

1. DEFINITIONS

- 1.1 In these Conditions the following expressions shall have the following meanings:
- 1.1.1 "Contract" means the quotation, these Conditions of Sale and any other document which it is agreed by the Seller to incorporate into a contract between the Seller and the Customer"
- 1.1.2 "the Customer" means any person, firm or company entering into a Contract with the Seller"
- 1.1.3 "Goods" means all and every item of goods or part thereof supplied by the Seller and where relevant includes any work carried out by, or any service supplied by, the Seller to the Customer;
- 1.1.4 "Seller" means BG Electrical Limited;

2. GENERAL

- 2.1 These Conditions apply to all contracts for the sale of Goods by the Seller and supersede any previous Conditions of Sale published by the Seller. No additions or modifications to our terms and conditions inconsistent with these Conditions shall be binding upon the seller unless expressly agreed by the Seller in writing.
- 2.2 All brochures, catalogues, price lists and other advertising or descriptive material submitted to the Customer are intended to be approximate only and to give a general impression of the Goods. Unless expressly incorporated the same shall not form part of the Contract. The Seller reserves the right to make minor alterations to the design specification or construction of the Goods without prior notification to the Customer.
- 2.3 Under no circumstances will the Seller be liable for technical information, recommendations, statements or advice (hereinafter together referred to as "information") whether oral or in writing furnished by the seller, its servants or agents before a contract of sale is made, where that information is given in reliance on information published or provided by an independent company or person.
- 2.4 The Customer shall be responsible for complying with any legislation or regulations (of the United Kingdom or any other country) governing the export and import of the Goods into the country of destination (and any other country through which the Goods pass in transit) and for the payment of any duties thereon. The Customer shall fully indemnify the Seller against any fines, penalties, costs, claims, damages, losses and the expenses suffered by the Seller as a result of the Customer failing to comply with this Clause.

3. QUOTATION AND ORDERS

- 3.1 No contract for the supply of Goods will be created by the acceptance of a quotation or by an order by the Customer until the Seller acknowledges such acceptance or order (either verbally in writing) or commences work on the order.
- 3.2 If the Seller provides a quotation such quotation is only open for a period of 30 days and (without prejudice to clause 3.1) the Seller reserves the right to refuse to accept any order based upon a quotation unless an order is made within such period.
- 3.3 If the Goods are to be manufactured or any process is to be applied to the Goods by the Seller in accordance with specification submitted by the customer, the Customer shall indemnify the Seller against all losses, damages, costs and expenses awarded against or incurred by the Seller in connection with or paid or agreed to be paid by the Seller in settlement of any claim for infringement of any patent, copyright, design, trademark or other industrial or intellectual property rights of any other person which results from the Seller's use of the Customer's specification.
- 3.3.1 The Seller reserves the right to make any changes in the specification of the Goods which are required to conform with any applicable safety or other statutory requirements, or where the Goods are to be supplied to specification, which do not materially affect their quality or performance.

4. PRICE AND PAYMENT TERMS

- 4.1 Subject to clause 4.2.1 all prices charged are those current at the time of despatch of the goods. All prices are inclusive of carriage (subject to clause 7.1) but exclusive of VAT.
- 4.2 Payment for the Goods shall be due and payable in POUNDS STERLING by the last day of the month following that in which the goods have been dispatched.
- 4.2.1 A discount (as specified in the Sellers price list) of the price (exclusive of VAT and delivery charges) shall be allowed if payment is made by such date. No discount shall be allowed on any payment made after that date and the Seller reserves the right to charge interest at 3% above The Royal Bank of Scotland plc's base lending rate for the time being on any overdue payments until repaid in full.
- 4.3 The Seller reserves the right to recover from the Customer all direct expenses reasonably incurred by the Seller in the collection of any overdue sums.
- 4.4 Without prejudice to any other rights of the Seller, if there is reason to doubt that the amounts due from the Customer under the terms of the Contract will be paid in full then the Seller reserves the right to require payment in full before delivering or performing any other work or services whatsoever for the Customer.
- 4.5 The Customer shall indemnify the Seller against all losses sustained or extra expenditure incurred as a result of such suspension.
- 4.6 Where payment requested in accordance with this clause is not received within 30 days of demand, the Seller reserves the right to sell or dispose of the goods produced for the Customer and to recover any additional loss from the Customer.

5. TITLE

- 5.1.1 Legal ownership of the Goods is to remain vested in the Seller until the Goods have been paid for in full;
- 5.1.2 If the Customer obtains possession of the Goods prior to such payment, the customer shall hold the goods in a separate and identifiable form as bailee and fiduciary agent for the Seller;
- 5.1.3 Failure to pay the full amount when due shall give the Seller, or its employees or agents, the right to repossess the Goods (and enter the customer's premises for that purpose if necessary) with or without and without liability and, at its option, to avail itself of any other legal remedy;
- 5.1.4 The Seller shall have the right to sell the Goods once they have been re-possessed under this condition.
- 5.2 Notwithstanding this clause 5, the Seller shall be entitled to maintain an action for the price of the Goods at any time after the date when payment is due.
- 5.3 If prior to payment in full being made the Goods become commingled with similar goods belonging to the Customer and/or any third party the customer shall hold the Seller's proportion of the commingled Goods or their proceeds of sale on trust for the Seller. The Seller shall be treated as a tenant-in-common of the commingled goods and the Customer shall hold as trustee for the Sellers' proportion and (if the commingled goods have been sold) pay to the seller its due proportion of the proceeds of the sale.

6. PERFORMANCE AND FORCE MAJEURE

- 6.1 The Seller shall take all reasonable steps to perform its obligations and deliver within the time specified, but such times are estimates only. The Seller shall not be liable for expenses losses or damages caused by late performance or delay in delivery and such late performance or delay shall not entitle the Customer to rescind the contract.
- 6.2 Without prejudice to the above, the Seller shall have no liability for any expenses losses or damages caused by delay or default in performance of any obligation caused directly or indirectly by break-down or unavailability of plant or machinery, failure of raw material or supply of raw material, inability to obtain sufficient skilled labour or any other cause or causes beyond the reasonable control of the Seller.

7. RISK CARRIAGE PACKAGING AND STORAGE

- 7.1 Subject to the Seller agreeing the place and method of delivery in writing, the cost of delivery will be paid by the Seller on all orders over the sum specified in the Seller's price list from time to time and all orders less than such sum will be subject to a "small order" processing charge. In the event that the Seller does not agree the place and method of delivery the Seller shall be entitled to charge for the cost of delivery.
- 7.2 Unless the Customers specifies otherwise, the Seller reserves the right in its absolute discretion to choose the means of carriage to the Customer. Any such specific instructions must be given to the Seller at the time of order and where such specific instructions are given the Seller reserves the right to charge for delivery.
- 7.3 The risk of any loss, damage to or deterioration of the Goods shall pass to the Customer upon delivery or attempted delivery (in accordance with clause 7.4) of the Goods.
- 7.4 Once the goods are ready for delivery the Seller shall be entitled to invoice and be paid for the Goods as if they had been delivered if for any reason the Customer does not accept delivery. In such circumstances the Seller may arrange storage for the Goods and the cost of storage will be added to the Contract price. Where the Goods are to be delivered in instalments, each delivery shall constitute a separate contract and failure by the Seller to deliver any one or more of the instalments in accordance with these Conditions or any claim by the Customer in respect of any one or more instalments shall not entitle the Customer to treat the Contract as a whole as repudiated.

8. TERMS AND REPRESENTATIONS

- 8.1 The Seller shall have no liability for damages to, deterioration in or partial loss of the goods in transit or shortfall in delivery unless:-
- 8.1.1 If the matter should have been apparent on a reasonable examination on delivery, the Customer gives written notice to the Seller within 10 days of delivery.
- 8.1.2 If the matter should not have been apparent on a reasonable examination on delivery, the Customer gives written notice to the Seller within 3 days of delivery.

- 8.2 The Seller agrees to repair or (at its discretion) replace or (at its discretion) issue a credit note in respect of goods which are found to be defective by reason of faulty material and workmanship and which are returned to the Seller within ten years of delivery or within 2 years of delivery for mains related electronic and electronic products providing that each of the following are satisfied:
- 8.2.1 Notification of any defect is given to the Seller as soon as reasonably practicable after becoming apparent to the Customer;
- 8.2.2 The Goods have only been operated under normally operating conditions and have only been subject to normal use;
- 8.2.3 No work whatsoever (other than normal and proper maintenance) has been carried out to the Goods without the Seller's prior written consent;
- 8.2.4 The Goods have been assembled or incorporated into other goods by a qualified and recognised electrician and only in accordance with any instructions issued by the Seller;
- 8.2.5 The defect has not arisen from an item manufactured or supplied by a person other than the Seller.
- In respect of any item manufactured by a person other than the Seller, the Customer shall only be entitled to the benefit of any warranty or guarantee provided by such manufacturer to the Seller.
- 8.3 To the extent that the Seller is held legally liable to the Customer for any breach of contract or tort or other act, default, omission or statement, the Seller's liability for the same shall not exceed the price received by the Seller for the Goods;
- 8.4 To the extent allowed by law the Seller's liability under these conditions shall be to the exclusion of all other liability to the Customer whether contractual, tortious or otherwise for defects in the Goods or for any loss or damage to or caused by the Goods, and all other conditions, warranties, stipulations or other statements whatsoever concerning the Goods, whether express or implied by statute, at common law or otherwise are hereby excluded. In particular (but without limitation to the foregoing) the company gives no warranty regarding the fitness for purpose, performance, use, nature of merchantable quality of the goods, whether express or implied by statute, by common law or otherwise.
- 8.4.1 Without prejudice to the above, the Seller shall not be liable to the Customer for loss of profit, business, contracts, revenues, or anticipated savings or any special indirect or consequential damage of any nature.
- 8.5 If any exclusion or limitation of liability or any other provision contained in the Contract is held invalid under any applicable statute or rule of law, it shall to that extent be deemed omitted, but if the Seller thereby becomes liable for any liability which would otherwise have been excluded or limited, such liability shall be subject to the other exclusions limitations or provisions set out in Condition 8.
- 8.6 The Customer shall fully indemnify the Seller against all losses, damages, costs, actions, claims, demands, fees and other expenses (legal or otherwise) the Seller may incur in consequence of the Goods being (whether in whole or in part and directly or indirectly) involved in a claim under the Consumer Protection Act 1987 except to the extent that the alleged defect in the product the subject of such a claim was directly caused by an act or omission of the Seller.
- 9. TERMINATION**
- 9.1 The Seller shall, at its option, be entitled by notice to terminate all or any of its Contracts with the Customer and recover all expenses, losses and damage resulting to the Seller including (but without limitation to) loss of profit or other consequential loss if:
- 9.1.1 (a) the Customer has a bankruptcy petition presented against him or a bankruptcy order is made;
- (b) the Customer makes or seeks to make any composition or arrangement with his creditors or the Customer makes a proposal to his creditors for a voluntary arrangement or applies for an interim order (within the meaning of Section 286 Insolvency Act 1986);
- (c) a receiver or administrative receiver is appointed over any of the customer's assets or an encumbrance takes possession of any of the customer's asset or any of the Customer's property is taken in execution or process of law;
- (d) a petition is presented or any order is made or resolution is passed for the winding-up of the Customer or a petition is presented or an order is made for an administrative order to be made in relation to the Customer (meaning of Section 123 Insolvency Act 1986); or
- 9.1.2 The Customer fails to make any payment owed to the Seller on the due date; or
- 9.1.3 The Customer is in material breach of the terms and conditions of any contract with the Seller (including breach of these Conditions).
- 10. CUSTOMER PROPERTY**
- 10.1 If any property of whatsoever nature of the Customer is used in connection with the Goods the Customer shall indemnify the Seller for any loss or claim suffered by the Seller as a result of using such property. If such property has not been removed within three months from the date on which the price becomes payable, the Seller reserves the right to charge a storage fee.
- 11. NOTICES**
- 11.1 Any notice, consent, notification, acknowledgement, authority or agreement required or referred to in the Contract shall be:
- 11.1.1 In writing; and
- 11.1.2 Given to the party for whom it is intended as such party's registered or main office or last known address; and
- 11.1.3 Given by registered or recorded delivery post and shall be deemed to have been received 3 days after the date of posting.
- 12. JURISDICTION**
- 12.1 The Contract shall be governed in all respects by English Law and be subject to non exclusive jurisdiction of the English Courts.
- 13. DELIVERY**
- 13.1 Carriage will be paid on all orders to the value of £200 and over. For orders less than £200 nett value there will be a 'small order charge' of £15.00. We reserve the right to supply outer carton quantities.

Notes:

UK:**HEAD OFFICE:**

Email: info@luceco.com
 Luceco plc, Caparo House
 103 Baker Street, London
 England, W1U 6LN

DISTRIBUTION CENTRE:

Tel: +44 (0) 1952 238 100
 Email: uk_sales@luceco.com
 Luceco plc
 Luceco Distribution Centre
 Stafford Park 1, Telford
 Shropshire, England, TF3 3BD

GERMANY:

Tel: +49 40 89066 878 - 0
 Email: eu_sales@luceco.com
 Nexus Industries GmbH
 Holstenplatz 20b
 22765 Hamburg, Germany

FRANCE:

Tel: +33 (0)1 61 10 10 35
 Email: fr_sales@luceco.com
 Luceco SAS France & Belux
 3 Rue de Courtalin
 Magny Le Hongre 77700
 Paris, France

ITALY:

Tel: +39 0434 1696795
 Email: it_sales@luceco.com
 Nexus Italia, Via Amman 10
 33170 Pordenone, Italy

SPAIN:

Tel: +34 93 829 55 75
 Email: es_sales@luceco.com
 Nexus Industries LTD
 C/ Bobinadora 1-5
 08302 Mataró
 Barcelona (SPAIN)

MIDDLE EAST:

Tel: +971 4 609 1867
 Email: mea_sales@luceco.com
 Luceco Middle East FZCO
 Bldg. 5EB, Office 342
 PO Box 371128, DAFZA
 Dubai, UAE

ASIA PACIFIC:**JIAXING:**

Tel: +86 (0) 573 8357 0200
 Email: asia_sales@luceco.com
 No 1438, Jiachuang Road
 Xiuzhou Industrial Park, Jiaxing
 Zhejiang, China, P.C. 314031

HONG KONG:

Tel: +852 3520 2622
 Email: hk_sales@luceco.com
 Luceco (Hong Kong) Ltd
 Unit D, 15th Floor MG Tower
 133 Hoi Bun Road
 Kwun Tong, Kowloon
 Hong Kong

UNITED STATES:

Tel: +1 281 978 2509
 Email: us_sales@luceco.com
 Luceco Inc, 11050 W Little York Road
 Building C-2, Houston, TX 77041,
 USA

MEXICO & LATIN AMERICA:

Tel: +52 (81) 5000 9437
 Email: ventas@luceco.com
 Luceco México S. de R.L. de C.V.
 Batallón de San Patricio #109 Sur,
 Col. Valle Oriente, San Pedro Garza
 García N.L. México CP 66260
 (Torre Avalanz, Piso #20, Oficina
 2009)

AFRICA:

Tel: +27 11 432 6779
 Email: africa_sales@luceco.com
 Unit 2, Cedarwood Office Park
 Cnr. Western Service and
 Mount Lebanon Road, Woodmead
 South Africa, 2144

TECHNICAL SUPPORT:

Tel: 03300 249 279
 Email:
technical.support@masterplug.com
 Lines open Monday to Friday
 8.30am to 5pm, with answer phone
 service outside these hours.

LUCECO plc

a Luceco plc group company



LUCECO 

www.bgelectrical.uk